

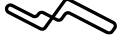
PORSCHE

CARRERA CUP ASIA

Porsche Carrera Cup Asia 2024 Round 3&4

Porsche Carrera Cup Asia Round3 Final Race1

2024 / 5 / 11 :



SUZUKA CIRCUIT

Individual Laptime

Full Course 4-Wheels(5,807m)

No	5	Best Time	2'05.290	166.854 km/h
Name	Dylan PEREIRA	Total Time	30'44.363	11 Laps
Team	Team Shanghai Yonda BWT #	Average Lap Time	2'49.190	
Type		Today's Rank	2 / 9	
		Today's Top Time	2'05.171	167.013 km/h

Lap	Passing Time	Lap Time	Sec1	Sec2	Sec3	Sec4	km/h	
			35.795	21.220	54.535	40.906	109.663	
1.	2'32.456							
2.	6'16.423	Pit	3'43.967 (7)	1'11.606	32.643	1'10.670	49.048	127.489
3.	10'13.605	Pit	3'57.182 (9)	1'11.881	35.346	1'20.786	49.169	91.595
4.	14'18.649	Pit	4'05.044 (10)	1'12.912	34.760	1'21.222	56.150	96.316
5.	18'10.205		3'51.556 (8)	1'18.830	37.687	1'19.068	35.971	92.366
6.	20'16.074		2'05.869 (4)	36.004	21.148	45.527	23.190	247.437
7.	22'21.852		2'05.778 (3)	35.532	21.539	45.485	23.222	247.437
8.	24'27.159		2'05.307 (2)	35.456	21.301	45.483	23.067	246.742
9.	26'32.449	B 2'05.290	(1)	35.356	21.333	45.564	23.037	246.742
10.	28'38.438		2'05.989 (6)	35.546	21.314	46.080	23.049	246.050
11.	30'44.363		2'05.925 (5)	35.588	21.441	45.700	23.196	246.050

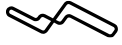
PORSCHE

CARRERA CUP ASIA

Porsche Carrera Cup Asia 2024 Round 3&4

Porsche Carrera Cup Asia Round3 Final Race1

2024 / 5 / 11 :



SUZUKA CIRCUIT

Individual Laptime

Full Course 4-Wheels(5,807m)

No	6	Best Time	2'06.370	165.429 km/h
Name	Dylan YIP	Total Time	31'06.400	11 Laps
Team	Team Luanzhou Intl. Circuit	Average Lap Time	2'51.328	
Type		Today's Rank	5 / 9	
		Today's Top Time	2'05.171	167.013 km/h

Lap	Passing Time	Lap Time	Sec1	Sec2	Sec3	Sec4	km/h	
			37.248	21.845	53.008	41.010	109.800	
1.	2'33.111							
2.	6'17.505	Pit	3'44.394 (7)	1'11.545	32.683	1'10.545	49.621	135.556
3.	10'14.702	Pit	3'57.197 (9)	1'11.456	35.246	1'20.970	49.525	98.255
4.	14'19.869	Pit	4'05.167 (10)	1'12.507	34.571	1'21.356	56.733	92.172
5.	18'10.780		3'50.911 (8)	1'18.258	37.736	1'18.814	36.103	89.908
6.	20'18.283		2'07.503 (3)	36.213	21.514	46.451	23.325	247.437
7.	22'24.653	B 2'06.370 (1)	35.739	21.504	45.827	23.300	246.742	
8.	24'31.432	2'06.779 (2)	35.871	21.589	46.035	23.284	246.742	
9.	26'38.963	2'07.531 (4)	35.881	21.807	46.584	23.259	246.742	
10.	28'58.165	2'19.202 (6)	35.799	21.514	59.370	22.519	244.000	
11.	31'06.400	2'08.235 (5)	36.211	21.975	46.646	23.403	244.680	

PORSCHE

CARRERA CUP ASIA

Porsche Carrera Cup Asia 2024 Round 3&4

Porsche Carrera Cup Asia Round3 Final Race1

2024 / 5 / 11 :

 SUZUKA CIRCUIT

Individual Laptime

Full Course 4-Wheels(5,807m)

No	18	Best Time	2'06.376	165.421 km/h
Name	Rodrigo DIAS ALMEIDA	Total Time	30'54.375	11 Laps
Team	R&B Racing	Average Lap Time	2'49.812	
Type		Today's Rank	6 / 9	
		Today's Top Time	2'05.171	167.013 km/h

Lap	Passing Time	Lap Time		Sec1	Sec2	Sec3	Sec4	km/h
				38.314	22.046	55.839	40.047	106.861
1.	2'36.246							
2.	6'22.780	Pit	3'46.534 (7)	1'10.905	32.877	1'12.354	50.398	132.090
3.	10'19.742	Pit	3'56.962 (9)	1'09.021	35.845	1'20.933	51.163	79.064
4.	14'25.218	Pit	4'05.476 (10)	1'10.146	35.585	1'21.723	58.022	115.884
5.	18'12.764		3'47.546 (8)	1'15.524	38.290	1'18.231	35.501	91.595
6.	20'19.706		2'06.942 (4)	35.886	21.567	45.924	23.565	248.136
7.	22'26.082		B 2'06.376 (1)	35.527	21.659	45.864	23.326	248.136
8.	24'32.681		2'06.599 (2)	35.766	21.652	45.758	23.423	248.136
9.	26'40.278		2'07.597 (6)	35.712	21.606	46.340	23.939	248.839
10.	28'47.533		2'07.255 (5)	35.930	21.759	45.999	23.567	249.545
11.	30'54.375		2'06.842 (3)	35.844	21.652	45.975	23.371	248.136

PORSCHE

CARRERA CUP ASIA

Porsche Carrera Cup Asia 2024 Round 3&4

Porsche Carrera Cup Asia Round3 Final Race1

2024 / 5 / 11 :

 SUZUKA CIRCUIT

Individual Laptime

Full Course 4-Wheels(5,807m)

No	55	Best Time	2'05.171	167.013 km/h
Name	Alessandro GHIRETTI	Total Time	30'42.646	11 Laps
Team	Team Jebesen #	Average Lap Time	2'49.093	
Type		Today's Rank	1 / 9	
		Today's Top Time	2'05.171	167.013 km/h

Lap	Passing Time	Lap Time	Sec1	Sec2	Sec3	Sec4	km/h	
			35.170	21.246	54.426	40.874	106.473	
1.	2'31.716							
2.	6'15.126	Pit	3'43.410 (7)	1'11.558	32.856	1'10.631	48.365	119.673
3.	10'12.596	Pit	3'57.470 (9)	1'12.596	35.017	1'20.802	49.055	101.432
4.	14'17.062	Pit	4'04.466 (10)	1'13.081	34.906	1'20.968	55.511	91.026
5.	18'09.994		3'52.932 (8)	1'19.611	37.601	1'19.545	36.175	90.932
6.	20'15.661		2'05.667 (6)	35.812	21.070	45.572	23.213	244.680
7.	22'20.832	B 2'05.171 (1)	35.502	21.108	45.345	23.216	245.363	
8.	24'26.106		2'05.274 (2)	35.425	21.176	45.496	23.177	246.050
9.	26'31.392		2'05.286 (3)	35.462	21.219	45.536	23.069	244.680
10.	28'36.997		2'05.605 (4)	35.570	21.291	45.539	23.205	245.363
11.	30'42.646		2'05.649 (5)	35.602	21.406	45.486	23.155	244.680

PORSCHE

CARRERA CUP ASIA

Porsche Carrera Cup Asia 2024 Round 3&4

Porsche Carrera Cup Asia Round3 Final Race1

2024 / 5 / 11 :

 SUZUKA CIRCUIT

Individual Laptime

Full Course 4-Wheels(5,807m)

No	69	Best Time	2'08.136	163.149 km/h
Name	Stefan RZADZINSKI	Total Time	31'05.040	11 Laps
Team	OpenRoad Racing	Average Lap Time	2'50.609	
Type		Today's Rank	8 / 9	
		Today's Top Time	2'05.171	167.013 km/h

Lap	Passing Time	Lap Time		Sec1	Sec2	Sec3	Sec4	km/h
				39.384	22.438	57.057	40.062	140.769
1.	2'38.941							
2.	6'25.751	Pit	3'46.810 (8)	1'09.673	33.415	1'12.098	51.624	112.327
3.	10'22.925	Pit	3'57.174 (9)	1'07.304	36.105	1'21.351	52.414	87.840
4.	14'27.751	Pit	4'04.826 (10)	1'08.481	35.202	1'21.890	59.253	102.378
5.	18'13.826		3'46.075 (7)	1'14.156	38.472	1'18.281	35.166	92.269
6.	20'22.701		2'08.875 (6)	36.304	22.205	46.363	24.003	244.000
7.	22'30.837		B 2'08.136 (1)	36.187	22.143	46.026	23.780	244.000
8.	24'39.408		2'08.571 (3)	36.268	21.877	46.301	24.125	244.680
9.	26'47.704		2'08.296 (2)	36.190	21.905	46.300	23.901	244.000
10.	28'56.398		2'08.694 (5)	36.363	21.792	46.451	24.088	243.324
11.	31'05.040		2'08.642 (4)	36.398	21.914	46.438	23.892	242.652

PORSCHE

CARRERA CUP ASIA

Porsche Carrera Cup Asia 2024 Round 3&4

Porsche Carrera Cup Asia Round3 Final Race1

2024 / 5 / 11 :

 SUZUKA CIRCUIT

Individual Laptime

Full Course 4-Wheels(5,807m)

No	84	Best Time	2'06.526	165.225 km/h
Name	Marco GILTRAP	Total Time	30'53.842	11 Laps
Team	Team Porsche New Zealand #	Average Lap Time	2'49.931	
Type		Today's Rank	7 / 9	
		Today's Top Time	2'05.171	167.013 km/h

Lap	Passing Time	Lap Time	Sec1	Sec2	Sec3	Sec4	km/h	
			37.702	22.026	54.871	39.926	98.697	
1.	2'34.525							
2.	6'20.038	Pit	3'45.513 (7)	1'11.279	32.864	1'11.521	49.849	118.703
3.	10'16.943	Pit	3'56.905 (9)	1'10.099	35.535	1'21.100	50.171	86.542
4.	14'22.201	Pit	4'05.258 (10)	1'11.561	34.420	1'21.932	57.345	83.025
5.	18'11.466		3'49.265 (8)	1'17.088	38.090	1'18.618	35.469	91.595
6.	20'18.608		2'07.142 (4)	36.110	21.633	45.888	23.511	247.437
7.	22'25.134	B 2'06.526 (1)	35.879	21.509	45.733	23.405	248.136	
8.	24'31.825		2'06.691 (2)	35.879	21.580	45.712	23.520	248.839
9.	26'39.970		2'08.145 (6)	35.748	21.832	46.647	23.918	247.437
10.	28'47.113		2'07.143 (5)	35.985	21.812	45.990	23.356	247.437
11.	30'53.842		2'06.729 (3)	35.817	21.633	45.834	23.445	247.437

PORSCHE

CARRERA CUP ASIA

Porsche Carrera Cup Asia 2024 Round 3&4

Porsche Carrera Cup Asia Round3 Final Race1

2024 / 5 / 11 :

 SUZUKA CIRCUIT

Individual Laptime

Full Course 4-Wheels(5,807m)

No	86	Best Time	2'06.340	165.468 km/h
Name	Martin RAGGINGER	Total Time	30'52.942	11 Laps
Team	Porsche Holding #	Average Lap Time	2'49.740	
Type		Today's Rank	4 / 9	
		Today's Top Time	2'05.171	167.013 km/h

Lap	Passing Time	Lap Time	Sec1	Sec2	Sec3	Sec4	km/h	
			37.865	22.124	55.331	40.218	102.737	
1.	2'35.538							
2.	6'21.485	Pit	3'45.947 (7)	1'11.027	32.846	1'12.229	49.845	118.383
3.	10'18.738	Pit	3'57.253 (9)	1'09.716	35.625	1'21.065	50.847	86.627
4.	14'23.709	Pit	4'04.971 (10)	1'10.472	35.226	1'21.914	57.359	115.579
5.	18'12.385		3'48.676 (8)	1'16.387	38.207	1'18.488	35.594	88.997
6.	20'19.357		2'06.972 (5)	35.936	21.495	45.747	23.794	248.136
7.	22'25.697	B 2'06.340 (1)	35.547	21.495	45.723	23.575	248.136	
8.	24'32.252		2'06.555 (3)	35.736	21.580	45.722	23.517	248.136
9.	26'39.732		2'07.480 (6)	35.667	21.777	46.123	23.913	248.136
10.	28'46.221		2'06.489 (2)	35.531	21.632	45.998	23.328	246.050
11.	30'52.942		2'06.721 (4)	35.693	21.609	45.931	23.488	244.680



Individual Laptime

Full Course 4-Wheels(5,807m)

No	99	Best Time	2'05.367	166.752 km/h
Name	Mathys JAUBERT	Total Time	30'45.526	11 Laps
Team	TORO Racing #	Average Lap Time	2'49.178	
Type		Today's Rank	3 / 9	
		Today's Top Time	2'05.171	167.013 km/h

Lap	Passing Time	Lap Time	Sec1	Sec2	Sec3	Sec4	km/h	
			37.380	21.886	53.562	40.914	115.276	
1.	2'33.742							
2.	6'18.762	Pit	3'45.020 (7)	1'11.334	32.955	1'10.574	50.157	119.348
3.	10'16.182	Pit	3'57.420 (9)	1'10.693	35.418	1'21.096	50.213	85.781
4.	14'20.807	Pit	4'04.625 (10)	1'11.511	34.606	1'21.503	57.005	83.578
5.	18'10.979		3'50.172 (8)	1'17.735	37.898	1'18.694	35.845	89.908
6.	20'17.622		2'06.643 (6)	36.208	21.538	45.751	23.146	244.680
7.	22'23.197		2'05.575 (3)	35.375	21.275	45.624	23.301	246.742
8.	24'28.662		2'05.465 (2)	35.452	21.298	45.587	23.128	246.742
9.	26'34.029	B 2'05.367	(1)	35.363	21.286	45.488	23.230	246.050
10.	28'39.640		2'05.611 (4)	35.560	21.298	45.627	23.126	246.742
11.	30'45.526		2'05.886 (5)	35.446	21.466	45.828	23.146	246.050

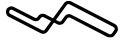
PORSCHE

CARRERA CUP ASIA

Porsche Carrera Cup Asia 2024 Round 3&4

Porsche Carrera Cup Asia Round3 Final Race1

2024 / 5 / 11 :



SUZUKA CIRCUIT

Individual Laptime

Full Course 4-Wheels(5,807m)

No	7	Best Time	2'06.712	164.982 km/h
Name	BAO Jinlong	Total Time	30'55.915	11 Laps
Team	Phantom Global Racing	Average Lap Time	2'49.888	
Type		Today's Rank	1 / 5	
		Today's Top Time	2'06.712	164.982 km/h

Lap	Passing Time	Lap Time	Sec1	Sec2	Sec3	Sec4	km/h	
			38.571	22.273	56.176	40.006	118.863	
1.	2'37.026							
2.	6'24.496	Pit	3'47.470 (8)	1'10.694	33.075	1'12.359	51.342	115.731
3.	10'21.709	Pit	3'57.213 (9)	1'07.863	36.027	1'20.904	52.419	80.000
4.	14'26.662	Pit	4'04.953 (10)	1'08.890	35.254	1'22.098	58.711	98.145
5.	18'13.230		3'46.568 (7)	1'14.500	38.485	1'18.465	35.118	98.255
6.	20'20.447		2'07.217 (4)	36.097	21.799	45.903	23.418	247.437
7.	22'27.315		2'06.868 (2)	35.877	21.682	45.991	23.318	247.437
8.	24'34.567		2'07.252 (5)	35.847	21.646	46.044	23.715	247.437
9.	26'41.279	B 2'06.712 (1)	35.885	21.531	45.951	23.345	248.136	
10.	28'48.435		2'07.156 (3)	35.838	21.862	46.035	23.421	246.742
11.	30'55.915		2'07.480 (6)	36.157	21.714	45.994	23.615	247.437

PORSCHE

CARRERA CUP ASIA

Porsche Carrera Cup Asia 2024 Round 3&4

Porsche Carrera Cup Asia Round3 Final Race1

2024 / 5 / 11 :

 SUZUKA CIRCUIT

Individual Laptime

Full Course 4-Wheels(5,807m)

No	9	Best Time	2'09.677	161.210 km/h
Name	LI Chao	Total Time	31'20.324	11 Laps
Team	Team Betterlife #	Average Lap Time	2'50.805	
Type		Today's Rank	5 / 5	
		Today's Top Time	2'06.712	164.982 km/h

Lap	Passing Time	Lap Time	Sec1	Sec2	Sec3	Sec4	km/h	
			43.495	23.226	1'02.912	42.632	144.236	
1.	2'52.265							
2.	6'43.720	Pit	3'51.455 (8)	1'04.715	34.447	1'15.486	56.807	124.950
3.	10'39.919	Pit	3'56.199 (9)	1'01.817	32.752	1'22.444	59.186	88.997
4.	14'46.513	Pit	4'06.594 (10)	1'01.726	34.295	1'23.527	1'07.046	96.422
5.	18'19.067		3'32.554 (7)	1'03.780	38.608	1'16.803	33.363	136.610
6.	20'29.920		2'10.853 (6)	36.298	22.791	47.082	24.682	246.050
7.	22'40.283		2'10.363 (4)	36.382	22.524	47.085	24.372	248.136
8.	24'50.041		2'09.758 (2)	36.775	22.423	46.471	24.089	246.742
9.	27'00.478		2'10.437 (5)	36.459	22.512	47.604	23.862	246.050
10.	29'10.155		B 2'09.677 (1)	36.274	22.376	46.840	24.187	246.742
11.	31'20.324		2'10.169 (3)	36.609	22.256	46.534	24.770	248.136

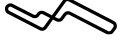
PORSCHE

CARRERA CUP ASIA

Porsche Carrera Cup Asia 2024 Round 3&4

Porsche Carrera Cup Asia Round3 Final Race1

2024 / 5 / 11 :



SUZUKA CIRCUIT

Individual Laptime

Full Course 4-Wheels(5,807m)

No	21	Best Time	2'09.163	161.851 km/h
Name	Francis TJIA	Total Time	31'16.131	11 Laps
Team	Trans-China Automotive Racing	Average Lap Time	2'50.970	
Type		Today's Rank	4 / 5	
		Today's Top Time	2'06.712	164.982 km/h

Lap	Passing Time	Lap Time	Sec1	Sec2	Sec3	Sec4	km/h	
			41.108	23.112	1'01.616	40.594	130.520	
1.	2'46.430							
2.	6'36.518	Pit	3'50.088 (8)	1'06.773	33.716	1'14.709	54.890	176.740
3.	10'33.343	Pit	3'56.825 (9)	1'01.794	35.980	1'21.710	57.341	62.968
4.	14'37.659	Pit	4'04.316 (10)	1'03.707	34.411	1'24.172	1'02.026	116.037
5.	18'16.630		3'38.971 (7)	1'08.989	39.269	1'16.364	34.349	96.740
6.	20'28.054		2'11.424 (6)	37.000	22.672	47.132	24.620	246.742
7.	22'38.286		2'10.232 (5)	36.891	22.356	46.401	24.584	247.437
8.	24'47.449	B 2'09.163 (1)	36.267	22.242	46.405	24.249	246.050	
9.	26'56.742	2'09.293 (2)	36.333	22.264	46.416	24.280	246.742	
10.	29'06.098	2'09.356 (3)	36.333	22.088	46.590	24.345	246.742	
11.	31'16.131	2'10.033 (4)	36.948	22.069	46.602	24.414	246.742	

PORSCHE

CARRERA CUP ASIA

Porsche Carrera Cup Asia 2024 Round 3&4

Porsche Carrera Cup Asia Round3 Final Race1

2024 / 5 / 11 :

 SUZUKA CIRCUIT

Individual Laptime

Full Course 4-Wheels(5,807m)

No	77	Best Time	2'09.046	161.998 km/h
Name	Eric ZANG	Total Time	31'16.339	11 Laps
Team	TORO Racing #	Average Lap Time	2'50.513	
Type		Today's Rank	3 / 5	
		Today's Top Time	2'06.712	164.982 km/h

Lap	Passing Time	Lap Time		Sec1	Sec2	Sec3	Sec4	km/h
				42.229	23.175	1'03.606	42.193	159.419
1.	2'51.203							
2.	6'41.429	Pit	3'50.226 (8)	1'05.119	34.439	1'14.873	55.795	113.930
3.	10'38.325	Pit	3'56.896 (9)	1'02.658	33.078	1'22.420	58.740	76.918
4.	14'45.378	Pit	4'07.053 (10)	1'01.857	34.532	1'23.947	1'06.717	119.510
5.	18'18.112		3'32.734 (7)	1'03.993	38.741	1'17.082	32.918	138.987
6.	20'28.167		2'10.055 (4)	36.447	22.453	46.933	24.222	248.839
7.	22'38.765		2'10.598 (6)	37.150	22.359	46.602	24.487	247.437
8.	24'47.811		B 2'09.046 (1)	36.459	22.209	46.243	24.135	248.136
9.	26'57.070		2'09.259 (3)	36.463	22.153	46.415	24.228	247.437
10.	29'06.208		2'09.138 (2)	36.363	22.174	46.347	24.254	249.545
11.	31'16.339		2'10.131 (5)	37.247	22.457	46.266	24.161	248.136

PORSCHE

CARRERA CUP ASIA

Porsche Carrera Cup Asia 2024 Round 3&4

Porsche Carrera Cup Asia Round3 Final Race1

2024 / 5 / 11 :

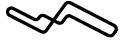
 SUZUKA CIRCUIT

Individual Laptime

Full Course 4-Wheels(5,807m)

No	888	Best Time	2'08.257	162.995 km/h
Name	ZHANG Yaqi	Total Time	31'11.813	11 Laps
Team	Phantom Global Racing	Average Lap Time	2'51.198	
Type		Today's Rank	2 / 5	
		Today's Top Time	2'06.712	164.982 km/h

Lap	Passing Time	Lap Time		Sec1	Sec2	Sec3	Sec4	km/h
				39.688	22.418	58.106	39.612	146.156
1.	2'39.824							
2.	6'27.784	Pit		1'09.373	33.941	1'11.650	52.996	114.824
			(8)	1'06.130	35.826	1'21.428	52.958	85.698
3.	10'24.126	Pit		1'07.921	35.067	1'22.150	1'00.003	95.791
			(9)	1'13.086	38.537	1'18.214	35.159	94.249
4.	14'29.267	Pit		36.985	22.176	47.342	25.454	248.839
			(7)	2'08.257	21.872	46.599	23.703	247.437
5.	18'14.263		(6)	36.083	21.872	46.599	23.703	247.437
			(1)	36.264	21.866	46.760	23.796	246.742
6.	20'26.220		(2)	36.204	22.157	46.585	23.763	246.742
			(3)	36.077	22.243	46.482	25.785	248.136
7.	22'34.477		(5)	36.623	21.983	46.866	23.882	248.136
			(4)					
8.	24'43.163							
9.	26'51.872							
10.	29'02.459							
11.	31'11.813							



SUZUKA CIRCUIT

Individual Laptime

Full Course 4-Wheels(5,807m)

No	16	Best Time	2'11.628	158.820 km/h
Name	John SHEN	Total Time	31'32.226	11 Laps
Team	Modena Motorsports	Average Lap Time	2'51.494	
Type		Today's Rank	9 / 12	
		Today's Top Time	2'08.699	162.435 km/h

Lap	Passing Time	Lap Time		Sec1	Sec2	Sec3	Sec4	km/h
				44.428	23.207	1'06.007	43.639	156.299
1.	2'57.281							
2.	6'50.025	Pit		1'08.400	28.910	1'16.549	58.885	144.712
3.	10'44.483	Pit		1'06.169	24.631	1'22.539	1'01.119	81.788
4.	14'52.312	Pit		1'02.345	33.474	1'21.784	1'10.226	114.824
5.	18'21.394			1'02.567	36.568	1'16.749	33.198	132.489
6.	20'33.296			37.601	22.744	47.162	24.395	244.680
7.	22'45.379			37.638	22.538	47.329	24.578	246.050
8.	24'57.204			37.330	22.551	47.462	24.482	244.680
9.	27'08.832	B 2'11.628	(1)	37.336	22.541	47.433	24.318	245.363
10.	29'20.487		(2)	37.481	22.585	47.151	24.438	245.363
11.	31'32.226		(3)	37.434	22.651	47.127	24.527	246.050



Individual Laptime

Full Course 4-Wheels(5,807m)

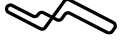
No	23	Best Time	2'08.719	162.410 km/h
Name	Eric KWONG	Total Time	31'09.644	11 Laps
Team	Bergwerk Motorsport	Average Lap Time	2'50.838	
Type		Today's Rank	2 / 12	
		Today's Top Time	2'08.699	162.435 km/h

Lap	Passing Time	Lap Time	Sec1	Sec2	Sec3	Sec4	km/h	
			40.083	22.387	59.304	39.485	172.235	
1.	2'41.259							
2.	6'30.024	Pit	3'48.765 (8)	1'08.693	33.697	1'12.442	53.933	111.190
3.	10'26.718	Pit	3'56.694 (9)	1'04.763	36.542	1'20.929	54.460	60.000
4.	14'31.428	Pit	4'04.710 (10)	1'06.581	34.931	1'22.549	1'00.649	130.133
5.	18'14.829		3'43.401 (7)	1'11.572	39.508	1'17.384	34.937	96.316
6.	20'24.903		2'10.074 (6)	36.888	21.958	47.011	24.217	246.742
7.	22'33.720		2'08.817 (2)	36.354	21.823	46.804	23.836	244.680
8.	24'42.628		2'08.908 (3)	36.375	21.853	46.721	23.959	245.363
9.	26'51.347	B 2'08.719	(1)	36.356	21.889	46.664	23.810	244.680
10.	29'00.329		2'08.982 (4)	36.353	21.928	46.683	24.018	246.050
11.	31'09.644		2'09.315 (5)	36.401	21.862	47.026	24.026	244.680

Porsche Carrera Cup Asia 2024 Round 3&4

Porsche Carrera Cup Asia Round3 Final Race1

2024 / 5 / 11 :



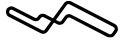
SUZUKA CIRCUIT

Individual Laptime

Full Course 4-Wheels(5,807m)

No	33	Best Time		km/h
Name	ZHU Zhiyao	Total Time	3'24.684	1 Laps
Team	R&B Racing	Average Lap Time		
Type		Today's Rank	10 / 12	
		Today's Top Time	2'08.699	162.435 km/h

Lap	Passing Time	Lap Time	Sec1	Sec2	Sec3	Sec4	km/h
1.	3'24.684	Pit	59.908	33.366	1'08.845	42.565	165.424



SUZUKA CIRCUIT

Individual Laptime

Full Course 4-Wheels(5,807m)

No	61	Best Time	2'11.415	159.078 km/h
Name	Adrian D SILVA	Total Time	31'32.486	11 Laps
Team	EBM Giga Racing	Average Lap Time	2'51.020	
Type		Today's Rank	8 / 12	
		Today's Top Time	2'08.699	162.435 km/h

Lap	Passing Time	Lap Time	Sec1	Sec2	Sec3	Sec4	km/h	
			42.872	23.142	1'17.154	39.111	171.563	
1.	3'02.279							
2.	6'51.784	Pit	3'49.505 (8)	1'04.118	28.772	1'16.632	59.983	127.489
3.	10'46.067	Pit	3'54.283 (9)	1'05.327	24.327	1'22.903	1'01.726	88.016
4.	14'53.593	Pit	4'07.526 (10)	1'02.345	32.684	1'21.806	1'10.691	116.653
5.	18'21.856		3'28.263 (7)	1'01.954	36.610	1'17.136	32.563	135.347
6.	20'34.112		2'12.256 (6)	37.365	22.795	47.894	24.202	245.363
7.	22'45.839		2'11.727 (4)	37.322	22.566	47.315	24.524	248.136
8.	24'57.917		2'12.078 (5)	37.235	22.467	48.024	24.352	244.680
9.	27'09.332	B 2'11.415	(1)	37.144	22.267	47.463	24.541	247.437
10.	29'20.968		2'11.636 (3)	37.292	22.498	47.197	24.649	248.136
11.	31'32.486		2'11.518 (2)	37.178	22.619	47.313	24.408	247.437

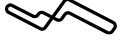
PORSCHE

CARRERA CUP ASIA

Porsche Carrera Cup Asia 2024 Round 3&4

Porsche Carrera Cup Asia Round3 Final Race1

2024 / 5 / 11 :



SUZUKA CIRCUIT

Individual Laptime

Full Course 4-Wheels(5,807m)

No	75	Best Time		km/h
Name	XU Zhefeng	Total Time	3'08.246	1 Laps
Team	Z.SPEED Motorsport	Average Lap Time		
Type		Today's Rank	10 / 12	
		Today's Top Time	2'08.699	162.435 km/h

Lap	Passing Time	Lap Time	Sec1	Sec2	Sec3	Sec4	km/h
1.	3'08.246	Pit	50.849	28.510	1'03.313	45.574	164.494

PORSCHE

CARRERA CUP ASIA

Porsche Carrera Cup Asia 2024 Round 3&4

Porsche Carrera Cup Asia Round3 Final Race1

2024 / 5 / 11 :

 SUZUKA CIRCUIT

Individual Laptime

Full Course 4-Wheels(5,807m)

No	76	Best Time	2'08.699	162.435 km/h
Name	Munkong SATHIENTHIRAKUL	Total Time	31'11.412	11 Laps
Team	EBM Giga Racing	Average Lap Time	2'50.902	
Type		Today's Rank	1 / 12	
		Today's Top Time	2'08.699	162.435 km/h

Lap	Passing Time	Lap Time	Sec1	Sec2	Sec3	Sec4	km/h
			40.333	22.432	59.717	39.905	168.276
1.	2'42.387						
2.	6'31.476	Pit					
		3'49.089 (8)	1'08.456	33.507	1'12.767	54.359	119.348
3.	10'28.333	Pit					
		3'56.857 (9)	1'04.186	36.469	1'21.026	55.176	62.431
4.	14'32.996	Pit					
		4'04.663 (10)	1'06.327	34.566	1'22.545	1'01.225	129.176
5.	18'15.282						
		3'42.286 (7)	1'10.910	39.897	1'16.873	34.606	105.959
6.	20'26.387						
		2'11.105 (6)	36.733	22.133	46.806	25.433	248.136
7.	22'35.086	B 2'08.699 (1)	36.309	21.917	46.387	24.086	246.742
8.	24'44.133						
		2'09.047 (3)	36.571	22.090	46.192	24.194	246.742
9.	26'52.917						
		2'08.784 (2)	36.545	21.875	46.406	23.958	246.050
10.	29'02.153						
		2'09.236 (4)	36.475	21.930	46.682	24.149	247.437
11.	31'11.412						
		2'09.259 (5)	36.560	21.930	46.668	24.101	246.050

PORSCHE

CARRERA CUP ASIA

Porsche Carrera Cup Asia 2024 Round 3&4

Porsche Carrera Cup Asia Round3 Final Race1

2024 / 5 / 11 :

 SUZUKA CIRCUIT

Individual Laptime

Full Course 4-Wheels(5,807m)

No	88	Best Time	2'11.183	159.359 km/h
Name	Hendrik Jaya SOEWATDY	Total Time	31'31.736	11 Laps
Team	TORO Racing #	Average Lap Time	2'51.597	
Type		Today's Rank	7 / 12	
		Today's Top Time	2'08.699	162.435 km/h

Lap	Passing Time	Lap Time	Sec1	Sec2	Sec3	Sec4	km/h	
			43.980	23.239	1'04.932	43.610	140.319	
1.	2'55.761							
2.	6'47.460	Pit	3'51.699 (8)	1'05.405	32.267	1'15.307	58.720	128.421
3.	10'42.943	Pit	3'55.483 (9)	1'04.992	27.573	1'22.480	1'00.438	83.103
4.	14'49.779	Pit	4'06.836 (10)	1'02.216	34.284	1'21.498	1'08.838	102.737
5.	18'20.467		3'30.688 (7)	1'02.090	38.677	1'16.893	33.028	131.497
6.	20'32.764		2'12.297 (6)	37.433	22.490	47.453	24.921	246.050
7.	22'44.862		2'12.098 (4)	37.513	22.566	47.231	24.788	246.742
8.	24'56.045		B 2'11.183 (1)	36.951	22.418	47.184	24.630	246.050
9.	27'07.548		2'11.503 (2)	37.225	22.265	47.349	24.664	245.363
10.	29'19.570		2'12.022 (3)	37.248	22.544	47.632	24.598	245.363
11.	31'31.736		2'12.166 (5)	37.193	22.817	47.016	25.140	244.680



Individual Laptime

Full Course 4-Wheels(5,807m)

No	91	Best Time	2'08.813	162.291 km/h
Name	Henry KWONG	Total Time	31'12.674	11 Laps
Team	Triple ACE Racing	Average Lap Time	2'50.796	
Type		Today's Rank	3 / 12	
		Today's Top Time	2'08.699	162.435 km/h

Lap	Passing Time	Lap Time	Sec1	Sec2	Sec3	Sec4	km/h	
			40.711	22.687	1'00.868	40.448	112.184	
1.	2'44.714							
2.	6'33.508	Pit	3'48.794 (8)	1'06.922	33.465	1'14.011	54.396	170.563
3.	10'29.943	Pit	3'56.435 (9)	1'03.130	36.839	1'20.888	55.578	57.299
4.	14'34.317	Pit	4'04.374 (10)	1'05.180	35.187	1'23.071	1'00.936	126.571
5.	18'16.058		3'41.741 (7)	1'10.632	39.728	1'16.559	34.822	99.479
6.	20'26.824		2'10.766 (6)	36.633	22.064	46.966	25.103	245.363
7.	22'35.719		2'08.895 (2)	36.431	21.987	46.428	24.049	246.742
8.	24'45.179		2'09.460 (4)	36.570	22.205	46.591	24.094	245.363
9.	26'53.992	B 2'08.813	(1)	36.492	22.052	46.350	23.919	245.363
10.	29'03.139		2'09.147 (3)	36.360	22.292	46.555	23.940	245.363
11.	31'12.674		2'09.535 (5)	36.540	22.169	46.824	24.002	244.680



Individual Laptime

Full Course 4-Wheels(5,807m)

No	117	Best Time	2'09.663	161.227 km/h
Name	CAO Qikuan	Total Time	31'19.065	11 Laps
Team	Phantom Global Racing	Average Lap Time	2'51.157	
Type		Today's Rank	6 / 12	
		Today's Top Time	2'08.699	162.435 km/h

Lap	Passing Time	Lap Time	Sec1	Sec2	Sec3	Sec4	km/h	
			41.767	22.942	1'02.032	40.749	134.518	
1.	2'47.490							
2.	6'37.678	Pit	3'50.188 (8)	1'07.046	33.845	1'14.386	54.911	164.803
3.	10'35.239	Pit	3'57.561 (9)	1'01.906	35.680	1'22.250	57.725	56.671
4.	14'39.433	Pit	4'04.194 (10)	1'02.739	34.853	1'24.124	1'02.478	112.760
5.	18'17.289		3'37.856 (7)	1'08.531	38.568	1'17.284	33.473	107.647
6.	20'29.033		2'11.744 (6)	36.758	22.553	47.678	24.755	248.136
7.	22'39.512		2'10.479 (5)	36.620	22.486	46.802	24.571	248.136
8.	24'49.190		2'09.678 (2)	36.655	22.392	46.444	24.187	246.742
9.	26'59.539		2'10.349 (4)	36.548	22.615	46.930	24.256	246.050
10.	29'09.202		B 2'09.663 (1)	36.244	22.310	46.903	24.206	246.050
11.	31'19.065		2'09.863 (3)	36.621	22.326	46.468	24.448	246.742

PORSCHE

CARRERA CUP ASIA

Porsche Carrera Cup Asia 2024 Round 3&4

Porsche Carrera Cup Asia Round3 Final Race1

2024 / 5 / 11 :

 SUZUKA CIRCUIT

Individual Laptime

Full Course 4-Wheels(5,807m)

No	777	Best Time	2'09.262	161.727 km/h
Name	Lewis LU	Total Time	31'22.717	11 Laps
Team	R&B Racing	Average Lap Time	2'50.891	
Type		Today's Rank	4 / 12	
		Today's Top Time	2'08.699	162.435 km/h

Lap	Passing Time	Lap Time		Sec1	Sec2	Sec3	Sec4	km/h
				43.134	23.160	1'04.802	42.703	153.031
1.	2'53.799							
2.	6'45.571	Pit	3'51.772 (8)	1'05.714	32.897	1'15.346	57.815	121.494
3.	10'41.361	Pit	3'55.790 (9)	1'06.215	27.325	1'22.264	59.986	79.350
4.	14'48.241	Pit	4'06.880 (10)	1'02.831	32.621	1'23.525	1'07.903	107.779
5.	18'20.137		3'31.896 (7)	1'03.284	38.271	1'17.187	33.154	127.120
6.	20'31.730		2'11.593 (6)	37.216	22.432	47.205	24.740	244.680
7.	22'42.588		2'10.858 (5)	36.852	22.112	47.480	24.414	246.050
8.	24'53.067		2'10.479 (4)	36.665	22.365	47.146	24.303	245.363
9.	27'03.432		2'10.365 (3)	36.655	22.211	47.108	24.391	246.050
10.	29'13.455		2'10.023 (2)	36.626	22.007	46.939	24.451	244.680
11.	31'22.717	B 2'09.262	(1)	36.315	22.000	46.828	24.119	245.363

PORSCHE

CARRERA CUP ASIA

Porsche Carrera Cup Asia 2024 Round 3&4

Porsche Carrera Cup Asia Round3 Final Race1

2024 / 5 / 11 :

 SUZUKA CIRCUIT

Individual Laptime

Full Course 4-Wheels(5,807m)

No	969	Best Time	2'09.640	161.256 km/h
Name	Jacky WU	Total Time	31'19.951	11 Laps
Team	Porsche Own Retail 69 Team #	Average Lap Time	2'51.000	
Type		Today's Rank	5 / 12	
		Today's Top Time	2'08.699	162.435 km/h

Lap	Passing Time	Lap Time	Sec1	Sec2	Sec3	Sec4	km/h	
			42.079	23.062	1'02.279	42.525	155.194	
1.	2'49.945							
2.	6'39.346	Pit	3'49.401 (8)	1'05.615	34.142	1'14.170	55.474	159.419
3.	10'37.147	Pit	3'57.801 (9)	1'02.818	34.205	1'22.112	58.666	65.455
4.	14'43.794	Pit	4'06.647 (10)	1'01.731	34.784	1'23.959	1'06.173	104.946
5.	18'17.773		3'33.979 (7)	1'04.840	38.876	1'17.062	33.201	138.768
6.	20'29.485		2'11.712 (6)	36.683	23.403	46.763	24.863	246.742
7.	22'39.989		2'10.504 (5)	36.589	22.574	46.752	24.589	246.742
8.	24'49.662		2'09.673 (2)	36.788	22.303	46.409	24.173	245.363
9.	27'00.061		2'10.399 (4)	36.510	22.664	46.672	24.553	246.742
10.	29'09.701		B 2'09.640 (1)	36.266	22.465	46.609	24.300	246.050
11.	31'19.951		2'10.250 (3)	36.606	22.194	46.718	24.732	246.050