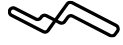




2023 鈴鹿サンデーロードレース 第3戦

インターナショナルJ-GP3(NSF250R Challenge) 公式予選

2023/9/9 :



SUZUKA CIRCUIT

個別ラップ表

Weather :Fine

Track :Dry

Full Course 2-Wheels(5,821m)

No	3	Best Time	2'27.242	142.321 km/h
Name	岩田 吉正	Total Time	22'16.888	9 Laps
Team	Team BATTLE	Average Lap Time	2'27.816	
Type	Honda/NSF250R	Today's Rank	12 / 13	
		Today's Top Time	2'22.234	147.332 km/h

Lap	Passing Time	Lap Time	Sec1	Sec2	Sec3	Sec4	km/h
				25.111	56.401	27.627	204.279
1.	11:32'34.353						
		2'27.745 (5)	40.346	24.407	55.647	27.345	203.333
2.	11:35'02.098						
		2'27.688 (3)	40.206	24.271	55.820	27.391	202.396
3.	11:37'29.786						
		<b>B 2'27.242 (1)</b>	39.905	24.279	55.689	27.369	202.396
4.	11:39'57.028						
		2'27.693 (4)	40.187	24.159	55.837	27.510	201.007
5.	11:42'24.721						
		2'28.546 (8)	40.622	24.326	55.927	27.671	200.091
6.	11:44'53.267						
		2'28.180 (7)	40.401	24.155	55.861	27.763	198.284
7.	11:47'21.447						
		2'27.303 (2)	40.087	24.099	55.596	27.521	199.184
8.	11:49'48.750						
		2'28.138 (6)	40.124	24.252	56.167	27.595	199.184
9.	11:52'16.888						



2023 鈴鹿サンデーロードレース 第3戦

インターナショナルJ-GP3(NSF250R Challenge) 公式予選

2023/9/9 :

 SUZUKA CIRCUIT  
Full Course 2-Wheels(5,821m)

個別ラップ表

Weather :Fine  
Track :Dry

No	4	Best Time	2'25.938	143.592 km/h
Name	Kiattisak Singhapong	Total Time	22'22.293	9 Laps
Team	Team HRS	Average Lap Time	2'27.290	
Type	Honda/NSF250R	Today's Rank	8 / 13	
		Today's Top Time	2'22.234	147.332 km/h

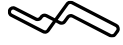
Lap	Passing Time	Lap Time	Sec1	Sec2	Sec3	Sec4	km/h
				25.843	58.163	30.450	199.184
1.	11:32'43.968						
2.	11:35'12.391	2'28.423 (7)	40.444	25.053	55.734	27.192	200.091
3.	11:37'40.685	2'28.294 (6)	40.753	24.175	55.885	27.481	196.510
4.	11:40'07.684	2'26.999 (5)	40.178	24.038	55.366	27.417	198.284
5.	11:42'36.125	2'28.441 (8)	40.113	23.866	56.498	27.964	195.635
6.	11:45'03.101	2'26.976 (4)	40.135	23.937	55.924	26.980	194.336
7.	11:47'29.840	2'26.739 (3)	40.024	23.864	55.622	27.229	193.907
8.	11:49'55.778	<b>B 2'25.938</b> (1)	39.833	23.799	55.159	27.147	200.091
9.	11:52'22.293	2'26.515 (2)	39.700	24.128	55.380	27.307	197.393



2023 鈴鹿サンデーロードレース 第3戦

インターナショナルJ-GP3(NSF250R Challenge) 公式予選

2023/9/9 :



SUZUKA CIRCUIT

個別ラップ表

Weather :Fine

Track :Dry

Full Course 2-Wheels(5,821m)

No	16	Best Time	2'25.131	144.391 km/h
Name	吉田 忠幸	Total Time	20'39.434	8 Laps
Team	吉田工建&Tsカレッジ	Average Lap Time	2'26.166	
Type	Honda/NSF250R	Today's Rank	7 / 13	
		Today's Top Time	2'22.234	147.332 km/h

Lap	Passing Time	Lap Time	Sec1	Sec2	Sec3	Sec4	km/h
				24.526	56.236	27.862	195.200
1.	11:33'36.268						
2.	11:36'03.685	2'27.417 (7)	40.321	23.883	55.654	27.559	196.071
3.	11:38'30.457	2'26.772 (6)	40.355	23.762	55.325	27.330	197.838
4.	11:40'56.464	2'26.007 (3)	40.068	23.817	54.927	27.195	197.838
5.	11:43'22.684	2'26.220 (4)	40.032	23.720	55.011	27.457	194.767
6.	11:45'48.023	2'25.339 (2)	39.959	23.555	54.623	27.202	196.071
7.	11:48'14.303	2'26.280 (5)	40.127	23.806	54.876	27.471	195.200
8.	11:50'39.434	<b>B 2'25.131</b> (1)	39.872	23.508	54.739	27.012	197.393



2023 鈴鹿サンデーロードレース 第3戦

インターナショナルJ-GP3(NSF250R Challenge) 公式予選

2023/9/9 :

 SUZUKA CIRCUIT  
Full Course 2-Wheels(5,821m)

個別ラップ表

Weather :Fine  
Track :Dry

No	<b>18</b>	Best Time	<b>2'26.707</b>	<b>142.840</b> km/h
Name	<b>Kitsada Tanachot</b>	Total Time	<b>20'02.237</b>	<b>8</b> Laps
Team	<b>Team HRS</b>	Average Lap Time	<b>2'28.347</b>	
Type	<b>Honda/NSF250R</b>	Today's Rank	<b>9 / 13</b>	
		Today's Top Time	<b>2'22.234</b>	<b>147.332</b> km/h

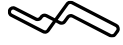
Lap	Passing Time	Lap Time	Sec1	Sec2	Sec3	Sec4	km/h
				26.346	58.256	30.342	202.864
1.	11:32'43.804			25.372	55.538	27.511	203.333
2.	11:35'13.236	2'29.432 (6)	41.011	25.063	56.281	27.836	197.838
3.	11:37'43.169	2'29.933 (7)	40.753	24.421	55.663	27.523	196.510
4.	11:40'11.269	2'28.100 (4)	40.493	24.340	56.109	27.643	193.907
5.	11:42'40.230	2'28.961 (5)	40.869	24.097	55.930	27.022	200.548
6.	11:45'07.697	2'27.467 (2)	40.418	23.945	55.496	27.443	193.055
7.	11:47'34.404	<b>B 2'26.707</b> (1)	39.823	23.953	55.977	27.512	193.055
8.	11:50'02.237	2'27.833 (3)	40.391				



2023 鈴鹿サンデーロードレース 第3戦

インターナショナルJ-GP3(NSF250R Challenge) 公式予選

2023/9/9 :



SUZUKA CIRCUIT

個別ラップ表

Weather :Fine

Track :Dry

Full Course 2-Wheels(5,821m)

No	20	Best Time	2'22.234	147.332 km/h
Name	高橋 直輝	Total Time	21'45.549	9 Laps
Team	Team K&T	Average Lap Time	2'24.491	
Type	Honda/NSF250R	Today's Rank	1 / 13	
		Today's Top Time	2'22.234	147.332 km/h

Lap	Passing Time	Lap Time	Sec1	Sec2	Sec3	Sec4	km/h
				23.829	54.645	27.008	210.647
1.	11:32'29.614	<b>B 2'22.234</b> (1)	38.781	23.129	54.055	26.269	203.333
2.	11:34'51.848	2'30.490 (8)	40.284	23.602	59.625	26.979	186.102
3.	11:37'22.338	2'23.180 (5)	38.690	22.941	54.607	26.942	195.635
4.	11:39'45.518	2'25.631 (6)	38.681	22.817	53.973	30.160	201.931
5.	11:42'11.149	2'26.419 (7)	40.397	23.910	55.541	26.571	199.636
6.	11:44'37.568	2'22.445 (2)	38.501	23.327	54.303	26.314	198.284
7.	11:47'00.013	2'22.536 (3)	38.750	22.843	54.388	26.555	197.393
8.	11:49'22.549	2'23.000 (4)	39.112	22.937	54.431	26.520	197.393
9.	11:51'45.549						



2023 鈴鹿サンデーロードレース 第3戦

インターナショナルJ-GP3(NSF250R Challenge) 公式予選

2023/9/9 :



SUZUKA CIRCUIT

個別ラップ表

Weather :Fine

Full Course 2-Wheels(5,821m)

Track :Dry

No	28	Best Time	2'25.090	144.432 km/h
Name	村田 憲彦	Total Time	21'50.623	7 Laps
Team	TEAM DESHI with RG NIWA	Average Lap Time	2'53.685	
Type	Honda/NSF250R	Today's Rank	6 / 13	
		Today's Top Time	2'22.234	147.332 km/h

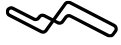
Lap	Passing Time	Lap Time	Sec1	Sec2	Sec3	Sec4	km/h
				25.309	57.309	27.909	195.635
1.	11:34'28.508						
2.	11:36'55.327	2'26.819 (4)	40.173	24.025	55.734	26.887	198.284
3.	11:39'38.139	Pit					
		4'56.359 (6)	3'04.986	24.771	59.579	27.023	201.468
4.	11:44'34.498						
		<b>B 2'25.090</b> (1)	39.593	23.605	54.971	26.921	197.838
5.	11:46'59.588						
		2'25.491 (2)	39.760	23.651	54.739	27.341	197.838
6.	11:49'25.079						
		2'25.544 (3)	39.568	23.694	54.794	27.488	199.184
7.	11:51'50.623						



2023 鈴鹿サンデーロードレース 第3戦

インターナショナルJ-GP3(NSF250R Challenge) 公式予選

2023/9/9 :



SUZUKA CIRCUIT

個別ラップ表

Weather :Fine

Track :Dry

Full Course 2-Wheels(5,821m)

No	38	Best Time	2'27.522	142.051 km/h
Name	井利元 新	Total Time	22'24.810	9 Laps
Team	プランピーレーシングRSC	Average Lap Time	2'28.705	
Type	Honda/NSF250R	Today's Rank	13 / 13	
		Today's Top Time	2'22.234	147.332 km/h

Lap	Passing Time	Lap Time	Sec1	Sec2	Sec3	Sec4	km/h
				25.106	57.030	28.046	200.548
1.	11:32'35.170						
		2'28.293 (3)	40.464	24.391	55.773	27.665	200.091
2.	11:35'03.463						
		<b>B 2'27.522 (1)</b>	39.959	24.176	55.722	27.665	201.468
3.	11:37'30.985						
		2'27.872 (2)	40.128	24.512	55.610	27.622	198.733
4.	11:39'58.857						
		2'28.401 (4)	40.178	24.386	56.199	27.638	196.951
5.	11:42'27.258						
		2'29.700 (8)	40.156	24.512	56.436	28.596	195.200
6.	11:44'56.958						
		2'29.553 (7)	40.926	24.504	55.970	28.153	196.071
7.	11:47'26.511						
		2'29.519 (6)	40.531	24.502	56.446	28.040	195.635
8.	11:49'56.030						
		2'28.780 (5)	40.438	24.304	56.182	27.856	195.200
9.	11:52'24.810						



2023 鈴鹿サンデーロードレース 第3戦

インターナショナルJ-GP3(NSF250R Challenge) 公式予選

2023/9/9 :

 SUZUKA CIRCUIT  
Full Course 2-Wheels(5,821m)

個別ラップ表

Weather :Fine  
Track :Dry

No	39	Best Time	2'24.699	144.822 km/h
Name	金子 寛	Total Time	22'01.057	9 Laps
Team	らいらく企画withRG NIWA AutoMac 翔天恭	Average Lap Time	2'25.391	
Type	Honda/NSF250R	Today's Rank	5 / 13	
		Today's Top Time	2'22.234	147.332 km/h

Lap	Passing Time	Lap Time	Sec1	Sec2	Sec3	Sec4	km/h
				25.342	56.745	28.568	209.143
1.	11:32'37.924						
2.	11:35'03.791	2'25.867 (7)	39.694	23.969	55.231	26.973	205.714
3.	11:37'29.514	2'25.723 (6)	39.175	23.709	55.641	27.198	203.805
4.	11:39'54.984	2'25.470 (5)	39.415	23.833	55.088	27.134	202.396
5.	11:42'19.949	2'24.965 (4)	39.212	23.568	55.048	27.137	202.864
6.	11:44'46.616	2'26.667 (8)	40.433	23.948	55.096	27.190	202.396
7.	11:47'11.542	2'24.926 (3)	39.179	23.486	55.153	27.108	199.636
8.	11:49'36.358	2'24.816 (2)	39.297	23.427	54.870	27.222	201.468
9.	11:52'01.057	<b>B 2'24.699 (1)</b>	39.310	23.502	54.854	27.033	200.548

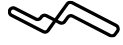




2023 鈴鹿サンデーロードレース 第3戦

インターナショナルJ-GP3(NSF250R Challenge) 公式予選

2023/9/9 :



SUZUKA CIRCUIT

個別ラップ表

Weather :Fine

Full Course 2-Wheels(5,821m)

Track :Dry

No	54	Best Time	2'24.322	145.200 km/h
Name	中嶋 昂士	Total Time	21'50.093	9 Laps
Team	Team BATTLE	Average Lap Time	2'25.087	
Type	Honda/NSF250R	Today's Rank	4 / 13	
		Today's Top Time	2'22.234	147.332 km/h

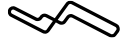
Lap	Passing Time	Lap Time	Sec1	Sec2	Sec3	Sec4	km/h
				24.493	55.832	27.047	201.007
1.	11:32'29.395						
2.	11:34'54.244	2'24.849 (4)	39.487	23.606	54.987	26.769	203.333
3.	11:37'19.226	2'24.982 (5)	39.542	23.618	55.050	26.772	202.864
4.	11:39'45.042	2'25.816 (7)	40.363	23.967	54.797	26.689	204.279
5.	11:42'11.005	2'25.963 (8)	39.812	23.528	55.428	27.195	200.548
6.	11:44'35.839	2'24.834 (3)	39.462	23.707	54.782	26.883	202.864
7.	11:47'00.403	2'24.564 (2)	39.514	23.634	54.870	26.546	205.234
8.	11:49'24.725	<b>B 2'24.322</b> (1)	39.409	23.521	54.629	26.763	205.234
9.	11:51'50.093	2'25.368 (6)	39.800	23.604	55.091	26.873	208.646



2023 鈴鹿サンデーロードレース 第3戦

インターナショナルJ-GP3(NSF250R Challenge) 公式予選

2023/9/9 :



SUZUKA CIRCUIT

個別ラップ表

Weather :Fine

Track :Dry

Full Course 2-Wheels(5,821m)

No	71	Best Time	2'26.894	142.658 km/h
Name	毛利 雅己	Total Time	22'26.158	9 Laps
Team	Team KOHSAKA 2st保存会	Average Lap Time	2'28.352	
Type	Honda/RS125R	Today's Rank	10 / 13	
		Today's Top Time	2'22.234	147.332 km/h

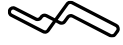
Lap	Passing Time	Lap Time	Sec1	Sec2	Sec3	Sec4	km/h
				25.097	57.984	28.248	204.279
1.	11:32'39.337						
		2'31.088 (8)	40.664	25.284	57.324	27.816	200.091
2.	11:35'10.425						
		2'28.239 (4)	39.694	24.094	56.401	28.050	199.636
3.	11:37'38.664						
		2'28.635 (5)	40.254	24.223	56.174	27.984	199.184
4.	11:40'07.299						
		2'28.703 (6)	40.120	24.122	56.545	27.916	197.393
5.	11:42'36.002						
		2'28.835 (7)	40.480	23.998	56.630	27.727	199.184
6.	11:45'04.837						
		<b>B 2'26.894 (1)</b>	39.781	23.935	55.710	27.468	202.864
7.	11:47'31.731						
		2'27.003 (2)	39.698	23.642	55.832	27.831	197.838
8.	11:49'58.734						
		2'27.424 (3)	39.980	23.978	55.718	27.748	199.636
9.	11:52'26.158						



2023 鈴鹿サンデーロードレース 第3戦

インターナショナルJ-GP3(NSF250R Challenge) 公式予選

2023/9/9 :



SUZUKA CIRCUIT

個別ラップ表

Weather :Fine

Track :Dry

Full Course 2-Wheels(5,821m)

No	76	Best Time	2'22.386	147.175 km/h
Name	松田 基成	Total Time	21'52.556	9 Laps
Team	Team HIRO	Average Lap Time	2'25.252	
Type	Honda/NSF250R	Today's Rank	2 / 13	
		Today's Top Time	2'22.234	147.332 km/h

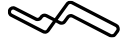
Lap	Passing Time	Lap Time	Sec1	Sec2	Sec3	Sec4	km/h
				24.225	54.699	26.407	211.663
1.	11:32'30.534						
		2'23.723 (4)	39.616	23.628	54.067	26.412	213.204
2.	11:34'54.257						
		<b>B 2'22.386 (1)</b>	38.688	23.117	54.098	26.483	208.152
3.	11:37'16.643						
		2'31.380 (8)	46.652	23.675	54.467	26.586	206.197
4.	11:39'48.023						
		2'22.765 (2)	38.796	23.465	54.047	26.457	211.154
5.	11:42'10.788						
		2'22.936 (3)	38.914	23.361	54.205	26.456	208.152
6.	11:44'33.724						
		2'31.059 (7)	39.004	23.764	1'00.986	27.305	194.336
7.	11:47'04.783						
		2'23.797 (5)	39.240	23.447	54.292	26.818	207.170
8.	11:49'28.580						
		2'23.976 (6)	39.113	23.622	54.794	26.447	206.682
9.	11:51'52.556						



2023 鈴鹿サンデーロードレース 第3戦

インターナショナルJ-GP3(NSF250R Challenge) 公式予選

2023/9/9 :



SUZUKA CIRCUIT

個別ラップ表

Weather :Fine

Track :Dry

Full Course 2-Wheels(5,821m)

No	78	Best Time	2'27.171	142.389 km/h
Name	井上学	Total Time	22'19.305	9 Laps
Team	TeamALTEC+UNL+Hiroko	Average Lap Time	2'27.645	
Type	Honda/NSF250R	Today's Rank	11 / 13	
		Today's Top Time	2'22.234	147.332 km/h

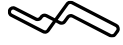
Lap	Passing Time	Lap Time	Sec1	Sec2	Sec3	Sec4	km/h
				25.264	56.701	28.587	207.170
1.	11:32'38.141						
		2'27.329 (3)	40.178	24.486	55.413	27.252	205.234
2.	11:35'05.470						
		2'27.628 (5)	40.422	24.170	55.438	27.598	205.714
3.	11:37'33.098						
		2'28.381 (8)	40.322	24.885	55.570	27.604	199.184
4.	11:40'01.479						
		2'27.286 (2)	40.619	24.304	55.076	27.287	203.333
5.	11:42'28.765						
		2'28.270 (7)	40.614	24.025	55.391	28.240	202.396
6.	11:44'57.035						
		2'27.461 (4)	40.536	24.351	55.116	27.458	199.184
7.	11:47'24.496						
		<b>B 2'27.171 (1)</b>	40.415	24.161	54.921	27.674	201.007
8.	11:49'51.667						
		2'27.638 (6)	40.272	24.088	55.242	28.036	200.548
9.	11:52'19.305						



2023 鈴鹿サンデーロードレース 第3戦

インターナショナルJ-GP3(NSF250R Challenge) 公式予選

2023/9/9 :



SUZUKA CIRCUIT

個別ラップ表

Weather :Fine

Track :Dry

Full Course 2-Wheels(5,821m)

No	88	Best Time	2'23.504	146.028 km/h
Name	仲村 瑛冬	Total Time	21'50.119	9 Laps
Team	犬の乳酸菌.ブリティア'RT	Average Lap Time	2'24.783	
Type	Honda/NSF250R	Today's Rank	3 / 13	
		Today's Top Time	2'22.234	147.332 km/h

Lap	Passing Time	Lap Time	Sec1	Sec2	Sec3	Sec4	km/h
				24.291	55.709	26.932	203.805
1.	11:32'31.854						
2.	11:34'58.874	2'27.020 (8)	40.112	23.646	56.197	27.065	193.480
3.	11:37'24.465	2'25.591 (7)	40.041	23.676	55.023	26.851	199.636
4.	11:39'48.900	2'24.435 (4)	39.984	23.612	54.330	26.509	201.468
5.	11:42'14.012	2'25.112 (6)	39.960	23.701	54.652	26.799	200.091
6.	11:44'38.073	2'24.061 (2)	39.834	23.539	54.166	26.522	202.396
7.	11:47'01.577	<b>B 2'23.504</b> (1)	39.553	23.348	54.175	26.428	201.007
8.	11:49'26.020	2'24.443 (5)	39.506	23.504	54.941	26.492	201.468
9.	11:51'50.119	2'24.099 (3)	39.539	23.437	54.129	26.994	195.635



2023 鈴鹿サンデーロードレース 第3戦

インターナショナルJ-GP3(NSF250R Challenge) 公式予選

2023/9/9 :

 SUZUKA CIRCUIT  
Full Course 2-Wheels(5,821m)

個別ラップ表

Weather :Fine  
Track :Dry

No	8	Best Time	2'23.951	145.575 km/h
Name	竹本 倫太郎	Total Time	21'51.199	9 Laps
Team	Team HRS	Average Lap Time	2'25.131	
Type	Honda/NSF250R	Today's Rank	4 / 14	
		Today's Top Time	2'23.097	146.443 km/h

Lap	Passing Time	Lap Time	Sec1	Sec2	Sec3	Sec4	km/h
				24.315	55.590	27.642	203.333
1.	11:32'30.145			23.438	54.900	27.306	203.805
2.	11:34'54.816	2'24.671 (5)	39.027	23.490	55.030	26.875	200.091
3.	11:37'19.425	2'25.844 (6)	39.774	23.758	55.031	27.281	198.284
4.	11:39'45.269	2'26.564 (8)	39.933	23.415	55.894	27.322	193.907
5.	11:42'11.833	2'24.411 (2)	39.588	23.556	54.590	26.677	202.864
6.	11:44'36.244	2'26.493 (7)	39.438	23.602	55.986	27.467	199.636
7.	11:47'02.737	2'24.511 (3)	39.226	23.371	54.412	27.502	206.197
8.	11:49'27.248			23.466	54.548	26.732	204.755
9.	11:51'51.199	<b>B 2'23.951 (1)</b>	39.205				



2023 鈴鹿サンデーロードレース 第3戦

インターナショナルJ-GP3(NSF250R Challenge) 公式予選

2023/9/9 :

 SUZUKA CIRCUIT  
Full Course 2-Wheels(5,821m)

個別ラップ表

Weather :Fine  
Track :Dry

No	11	Best Time	2'24.718	144.803 km/h
Name	遠藤 翔類	Total Time	21'50.978	9 Laps
Team	Team HRS	Average Lap Time	2'25.072	
Type	Honda/NSF250R	Today's Rank	8 / 14	
		Today's Top Time	2'23.097	146.443 km/h

Lap	Passing Time	Lap Time	Sec1	Sec2	Sec3	Sec4	km/h
				24.533	56.057	27.898	201.007
1.	11:32'30.399			23.871	54.898	27.172	204.755
2.	11:34'55.809	2'25.410 (8)	39.469	23.603	54.950	27.121	202.396
3.	11:37'20.973	2'24.759 (2)	39.528	23.868	54.408	26.955	205.714
4.	11:39'45.732	2'24.895 (3)	39.615	23.471	55.015	26.794	205.714
5.	11:42'10.627	2'25.296 (7)	39.742	23.688	55.008	26.858	200.091
6.	11:44'35.923	2'25.189 (6)	39.629	23.585	55.212	26.763	201.931
7.	11:47'01.112	2'25.148 (4)	39.712	23.668	54.714	27.054	200.091
8.	11:49'26.260			23.547	54.732	26.982	204.279
9.	11:51'50.978	<b>B 2'24.718 (1)</b>	39.457				



2023 鈴鹿サンデーロードレース 第3戦

インターナショナルJ-GP3(NSF250R Challenge) 公式予選

2023/9/9 :



SUZUKA CIRCUIT

個別ラップ表

Weather :Fine

Track :Dry

Full Course 2-Wheels(5,821m)

No	12	Best Time	2'24.037	145.488 km/h
Name	豊田 哲慎	Total Time	21'47.305	9 Laps
Team	Team HRS	Average Lap Time	2'25.053	
Type	Honda/NSF250R	Today's Rank	6 / 14	
		Today's Top Time	2'23.097	146.443 km/h

Lap	Passing Time	Lap Time	Sec1	Sec2	Sec3	Sec4	km/h
				24.274	55.434	27.239	196.071
1.	11:32'26.874						
2.	11:34'52.291	2'25.417 (6)	39.667	23.764	55.040	26.946	197.393
3.	11:37'17.163	2'24.872 (3)	39.475	23.619	54.956	26.822	198.733
4.	11:39'42.484	2'25.321 (5)	39.646	23.737	54.942	26.996	197.393
5.	11:39'42.484	2'25.225 (4)	39.768	23.665	54.868	26.924	197.838
6.	11:42'07.709	2'25.501 (8)	39.691	23.681	54.976	27.153	196.951
7.	11:44'33.210	2'25.464 (7)	39.685	23.760	54.966	27.053	195.635
8.	11:46'58.674	2'24.594 (2)	39.672	23.608	54.487	26.827	198.733
9.	11:49'23.268	<b>B 2'24.037</b> (1)	39.279	23.448	54.419	26.891	199.636
9.	11:51'47.305						






2023 鈴鹿サンデーロードレース 第3戦

インターナショナルJ-GP3(NSF250R Challenge) 公式予選

2023/9/9 :

 SUZUKA CIRCUIT  
Full Course 2-Wheels(5,821m)

個別ラップ表

Weather :Fine  
Track :Dry

No	21	Best Time	2'23.097	146.443 km/h
Name	岡田 陽大	Total Time	20'14.568	8 Laps
Team	Team HRS	Average Lap Time	2'24.564	
Type	Honda/NSF250R	Today's Rank	1 / 14	
		Today's Top Time	2'23.097	146.443 km/h

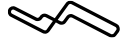
Lap	Passing Time	Lap Time	Sec1	Sec2	Sec3	Sec4	km/h
				23.652	55.116	26.649	199.184
1.	11:33'22.615			23.395	54.670	26.600	199.636
2.	11:35'46.404	2'23.789 (5)	39.124	23.234	54.412	26.620	201.007
3.	11:38'09.563	2'30.811 (7)	39.404	29.288	55.465	26.654	197.838
4.	11:40'40.374	2'23.339 (3)	39.032	23.323	54.581	26.403	198.733
5.	11:43'03.713	2'23.704 (4)	38.866	23.592	54.556	26.690	200.548
6.	11:45'27.417	<b>B 2'23.097</b> (1)	38.885	23.304	54.210	26.698	206.197
7.	11:47'50.514	2'24.054 (6)	38.753	23.510	54.841	26.950	198.284
8.	11:50'14.568						



2023 鈴鹿サンデーロードレース 第3戦

インターナショナルJ-GP3(NSF250R Challenge) 公式予選

2023/9/9 :



SUZUKA CIRCUIT

個別ラップ表

Weather :Fine

Track :Dry

Full Course 2-Wheels(5,821m)

No	23	Best Time	2'24.088	145.436 km/h
Name	保坂 洋佑	Total Time	21'50.673	9 Laps
Team	club Taira Promote	Average Lap Time	2'25.021	
Type	Honda/NSF250R	Today's Rank	7 / 14	
		Today's Top Time	2'23.097	146.443 km/h

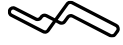
Lap	Passing Time	Lap Time	Sec1	Sec2	Sec3	Sec4	km/h
				24.650	55.825	27.825	204.279
1.	11:32'30.504						
2.	11:34'55.204	2'24.700 (5)	39.794	23.727	54.596	26.583	201.931
3.	11:37'20.333	2'25.129 (6)	39.102	23.292	55.464	27.271	195.635
4.	11:39'44.822	2'24.489 (3)	39.323	23.472	54.859	26.835	194.767
5.	11:42'12.096	2'27.274 (8)	40.127	23.540	56.234	27.373	187.692
6.	11:44'36.592	2'24.496 (4)	39.664	23.781	54.567	26.484	200.548
7.	11:47'02.105	2'25.513 (7)	39.194	23.757	55.628	26.934	196.951
8.	11:49'26.585	2'24.480 (2)	39.245	23.366	55.001	26.868	204.279
9.	11:51'50.673	<b>B 2'24.088</b> (1)	39.331	23.419	54.251	27.087	203.333



2023 鈴鹿サンデーロードレース 第3戦

インターナショナルJ-GP3(NSF250R Challenge) 公式予選

2023/9/9 :



SUZUKA CIRCUIT

個別ラップ表

Weather :Fine

Track :Dry

Full Course 2-Wheels(5,821m)

No	27	Best Time	2'26.399	143.140 km/h
Name	山本 瑠生哉	Total Time	22'19.726	9 Laps
Team	TEAM ばわあくらふと	Average Lap Time	2'28.563	
Type	Honda/NSF250R	Today's Rank	9 / 14	
		Today's Top Time	2'23.097	146.443 km/h

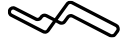
Lap	Passing Time	Lap Time	Sec1	Sec2	Sec3	Sec4	km/h
				24.751	56.141	27.777	202.864
1.	11:32'31.215	<b>B 2'26.399</b> (1)	39.876	24.158	55.391	26.974	201.468
2.	11:34'57.614	2'27.422 (4)	40.289	24.146	55.766	27.221	201.931
3.	11:37'25.036	2'27.103 (2)	39.988	23.876	55.586	27.653	196.951
4.	11:39'52.139	2'27.302 (3)	40.114	24.024	55.726	27.438	196.510
5.	11:42'19.441	2'28.736 (5)	40.928	24.430	55.736	27.642	196.510
6.	11:44'48.177	2'31.163 (7)	40.863	24.647	57.048	28.605	190.957
7.	11:47'19.340	2'31.202 (8)	41.595	24.592	56.933	28.082	193.480
8.	11:49'50.542	2'29.184 (6)	40.412	24.267	56.139	28.366	194.336
9.	11:52'19.726						



2023 鈴鹿サンデーロードレース 第3戦

インターナショナルJ-GP3(NSF250R Challenge) 公式予選

2023/9/9 :



SUZUKA CIRCUIT

個別ラップ表

Weather :Fine

Track :Dry

Full Course 2-Wheels(5,821m)

No	29	Best Time	2'23.928	145.598 km/h
Name	針尾 大治郎	Total Time	21'32.340	7 Laps
Team	SUNNYMOTOPLANNING	Average Lap Time	3'01.316	
Type	Honda/NSF250R	Today's Rank	3 / 14	
		Today's Top Time	2'23.097	146.443 km/h

Lap	Passing Time	Lap Time	Sec1	Sec2	Sec3	Sec4	km/h
				24.014	55.201	26.600	201.007
1.	11:33'24.440						
		2'24.373 (2)	39.513	23.413	54.505	26.942	202.396
2.	11:35'48.813						
		<b>B 2'23.928</b> (1)	39.416	23.468	54.503	26.541	201.468
3.	11:38'12.741						
		5'40.295 (6)	39.243	23.569	4'09.401	28.082	196.071
4.	11:43'53.036						
		2'26.998 (4)	40.204	24.210	55.543	27.041	196.951
5.	11:46'20.034						
		2'26.405 (3)	39.984	23.991	55.147	27.283	196.071
6.	11:48'46.439						
		2'45.901 (5)	42.877	29.287	1'06.449	27.288	195.635
7.	11:51'32.340						



2023 鈴鹿サンデーロードレース 第3戦

インターナショナルJ-GP3(NSF250R Challenge) 公式予選

2023/9/9 :

 SUZUKA CIRCUIT  
Full Course 2-Wheels(5,821m)

個別ラップ表

Weather :Fine  
Track :Dry

No	47	Best Time	2'26.579	142.965 km/h
Name	中川 尚人	Total Time	22'08.065	9 Laps
Team	ガレージ中川 蟹江のナリケン	Average Lap Time	2'27.256	
Type	Honda/NSF250R	Today's Rank	10 / 14	
		Today's Top Time	2'23.097	146.443 km/h

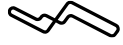
Lap	Passing Time	Lap Time	Sec1	Sec2	Sec3	Sec4	km/h
				24.654	56.242	27.591	201.931
1.	11:32'30.010						
		2'27.910 (8)	40.106	24.328	55.883	27.593	201.468
2.	11:34'57.920						
		2'27.450 (7)	40.224	24.150	55.744	27.332	205.714
3.	11:37'25.370						
		<b>B 2'26.579 (1)</b>	39.944	24.001	55.351	27.283	204.279
4.	11:39'51.949						
		2'27.071 (2)	39.926	24.130	55.771	27.244	200.091
5.	11:42'19.020						
		2'27.369 (5)	39.887	24.187	55.973	27.322	199.184
6.	11:44'46.389						
		2'27.132 (4)	39.967	24.109	55.561	27.495	199.636
7.	11:47'13.521						
		2'27.114 (3)	39.903	24.187	55.704	27.320	198.733
8.	11:49'40.635						
		2'27.430 (6)	40.019	24.188	55.811	27.412	198.733
9.	11:52'08.065						



2023 鈴鹿サンデーロードレース 第3戦

インターナショナルJ-GP3(NSF250R Challenge) 公式予選

2023/9/9 :



SUZUKA CIRCUIT

個別ラップ表

Weather :Fine

Track :Dry

Full Course 2-Wheels(5,821m)

No	49	Best Time	2'29.975	139.727 km/h
Name	森井 来輝	Total Time	20'21.889	8 Laps
Team	SSRT+BAHATI&TECH-R	Average Lap Time	2'31.682	
Type	Honda/NSF250R	Today's Rank	11 / 14	
		Today's Top Time	2'23.097	146.443 km/h

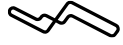
Lap	Passing Time	Lap Time	Sec1	Sec2	Sec3	Sec4	km/h
				25.479	58.681	28.914	201.931
1.	11:32'40.115			25.389	57.380	28.603	206.682
2.	11:35'13.061	2'32.946 (6)	41.574	25.430	57.371	28.655	205.714
3.	11:37'46.349	2'31.326 (3)	40.972	25.230	57.015	28.109	205.234
4.	11:40'17.675	2'32.335 (5)	41.014	24.960	57.890	28.471	201.468
5.	11:42'50.010	2'31.437 (4)	41.349	24.785	57.008	28.295	204.755
6.	11:45'21.447	2'30.467 (2)	41.105	24.432	56.755	28.175	201.468
7.	11:47'51.914	<b>B 2'29.975</b> (1)	40.645	24.481	56.577	28.272	202.396
8.	11:50'21.889						



2023 鈴鹿サンデーロードレース 第3戦

インターナショナルJ-GP3(NSF250R Challenge) 公式予選

2023/9/9 :



SUZUKA CIRCUIT

個別ラップ表

Weather :Fine

Track :Dry

Full Course 2-Wheels(5,821m)

No	52	Best Time	2'24.030	145.495 km/h
Name	徳田 翔	Total Time	20'11.033	8 Laps
Team	Team KAGAYAMA&Garagef	Average Lap Time	2'24.670	
Type	Honda/NSF250R	Today's Rank	5 / 14	
		Today's Top Time	2'23.097	146.443 km/h

Lap	Passing Time	Lap Time	Sec1	Sec2	Sec3	Sec4	km/h
				24.412	56.468	27.440	201.468
1.	11:33'18.339						
2.	11:35'44.010	2'25.671 (7)	39.698	23.740	55.280	26.953	202.396
3.	11:38'09.165	2'25.155 (6)	39.391	23.588	55.236	26.940	201.007
4.	11:40'34.093	2'24.928 (5)	39.393	23.763	54.912	26.860	200.548
5.	11:42'58.741	2'24.648 (4)	39.340	23.496	54.805	27.007	202.864
6.	11:45'22.771	<b>B 2'24.030</b> (1)	39.175	23.375	54.632	26.848	201.931
7.	11:47'46.978	2'24.207 (3)	39.366	23.261	54.952	26.628	200.091
8.	11:50'11.033	2'24.055 (2)	39.123	23.418	54.681	26.833	200.091



2023 鈴鹿サンデーロードレース 第3戦

インターナショナルJ-GP3(NSF250R Challenge) 公式予選

2023/9/9 :

 SUZUKA CIRCUIT  
Full Course 2-Wheels(5,821m)

個別ラップ表

Weather :Fine  
Track :Dry

No	55	Best Time	2'30.145	139.569 km/h
Name	池 義彦	Total Time	20'18.856	8 Laps
Team	team 55	Average Lap Time	2'31.413	
Type	Honda/NSF250R	Today's Rank	12 / 14	
		Today's Top Time	2'23.097	146.443 km/h

Lap	Passing Time	Lap Time	Sec1	Sec2	Sec3	Sec4	km/h
				25.229	58.164	29.452	200.548
1.	11:32'38.961			25.366	58.089	28.740	203.333
2.	11:35'12.035	2'33.074 (7)	40.879	24.933	57.582	28.302	202.396
3.	11:37'44.037	2'30.937 (3)	40.890	24.678	57.217	28.152	199.636
4.	11:40'14.974	2'31.842 (5)	40.954	24.942	57.645	28.301	199.184
5.	11:42'46.816	2'31.467 (4)	40.959	24.749	57.653	28.106	199.184
6.	11:45'18.283	2'30.428 (2)	40.810	24.670	57.024	27.924	198.284
7.	11:47'48.711	<b>B 2'30.145</b> (1)	40.517	24.441	57.053	28.134	198.733
8.	11:50'18.856						

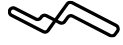




2023 鈴鹿サンデーロードレース 第3戦

インターナショナルJ-GP3(NSF250R Challenge) 公式予選

2023/9/9 :



SUZUKA CIRCUIT

個別ラップ表

Weather :Fine

Track :Dry

Full Course 2-Wheels(5,821m)

No	67	Best Time	2'23.672	145.857 km/h
Name	中谷 健心	Total Time	22'18.491	9 Laps
Team	Team HRS	Average Lap Time	2'24.411	
Type	Honda/NSF250R	Today's Rank	2 / 14	
		Today's Top Time	2'23.097	146.443 km/h

Lap	Passing Time	Lap Time	Sec1	Sec2	Sec3	Sec4	km/h
				25.488	57.366	27.149	197.393
1.	11:33'03.198						
2.	11:35'29.127	2'25.929 (8)	39.890	24.017	55.332	26.690	199.184
3.	11:37'54.074	2'24.947 (7)	39.659	23.640	55.194	26.454	199.636
4.	11:40'18.288	2'24.214 (4)	39.263	23.688	54.730	26.533	201.931
5.	11:42'42.370	2'24.082 (3)	39.221	23.424	54.977	26.460	199.636
6.	11:45'06.881	2'24.511 (6)	39.240	23.536	55.350	26.385	200.091
7.	11:47'30.553	<b>B 2'23.672</b> (1)	39.108	23.436	54.699	26.429	200.091
8.	11:49'54.255	2'23.702 (2)	39.260	23.430	54.570	26.442	199.636
9.	11:52'18.491	2'24.236 (5)	39.396	23.473	54.546	26.821	203.805



2023 鈴鹿サンデーロードレース 第3戦

インターナショナルJ-GP3(NSF250R Challenge) 公式予選

2023/9/9 :

 SUZUKA CIRCUIT  
Full Course 2-Wheels(5,821m)

個別ラップ表

Weather :Fine  
Track :Dry

No	98	Best Time	2'33.321	136.678 km/h
Name	森井 隆輝	Total Time	18'31.956	7 Laps
Team	SSRT+BAHATI&TECH-R	Average Lap Time	2'39.012	
Type	Honda/NSF250R	Today's Rank	13 / 14	
		Today's Top Time	2'23.097	146.443 km/h

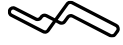
Lap	Passing Time	Lap Time	Sec1	Sec2	Sec3	Sec4	km/h
				25.961	58.226	28.711	197.393
1.	11:32'37.879						
		2'33.683 (3)	41.416	25.375	58.228	28.664	196.951
2.	11:35'11.562						
		2'34.357 (4)	42.377	25.108	58.310	28.562	195.635
3.	11:37'45.919						
		2'33.543 (2)	41.945	25.175	57.765	28.658	195.200
4.	11:40'19.462						
		2'34.618 (5)	41.948	25.308	58.339	29.023	190.957
5.	11:42'54.080						
		<b>B 2'33.321</b> (1)	41.866	25.187	57.737	28.531	190.542
6.	11:45'27.401						
		3'04.555 (6)	41.665	25.157	1'01.215	56.518	141.222
7.	11:48'31.956	Pit					



2023 鈴鹿サンデーロードレース 第3戦

インターナショナルJ-GP3(NSF250R Challenge) 公式予選

2023/9/9 :



SUZUKA CIRCUIT

個別ラップ表

Weather :Fine

Track :Dry

Full Course 2-Wheels(5,821m)

No	<b>830</b>	Best Time	<b>2'33.388</b>	<b>136.618</b> km/h
Name	<b>青沼 隆司</b>	Total Time	<b>20'40.562</b>	<b>8</b> Laps
Team	<b>K&amp;T with macwestern (株)青沼塗装工業</b>	Average Lap Time	<b>2'33.979</b>	
Type	<b>Honda/NSF250R</b>	Today's Rank	<b>14 / 14</b>	
		Today's Top Time	<b>2'23.097</b>	<b>146.443</b> km/h

Lap	Passing Time	Lap Time	Sec1	Sec2	Sec3	Sec4	km/h
				25.851	58.631	29.110	195.635
1.	11:32'42.706						
		2'34.471 (7)	41.953	25.559	58.317	28.642	196.071
2.	11:35'17.177						
		2'34.210 (5)	41.912	25.311	58.467	28.520	194.767
3.	11:37'51.387						
		2'33.818 (3)	41.765	25.094	58.235	28.724	195.200
4.	11:40'25.205						
		2'34.338 (6)	41.756	25.409	58.619	28.554	193.055
5.	11:42'59.543						
		<b>B 2'33.388</b> (1)	41.707	25.331	57.914	28.436	193.907
6.	11:45'32.931						
		2'34.062 (4)	41.583	25.169	58.096	29.214	190.130
7.	11:48'06.993						
		2'33.569 (2)	41.725	24.932	58.177	28.735	190.542
8.	11:50'40.562						