




MFJ承認競技会
FUN&RUN! 2-Wheels



2023 FUN&RUN 2-Wheels (鈴鹿サーキット東コース)

NEO STANDARD_CBR250R/VTR250 決勝 レース

2023 / 6 / 17 :

 **SUZUKA CIRCUIT**
East Course(2,243m)

個別ラップ表

Weather :Fine
Track :Dry

No	5	Best Time	1'08.551	117.793 km/h
Name	田中	Total Time	27'47.812	23 Laps
Team	Moto Blue & Xenoway & 之の会	Average Lap Time	1'11.927	
Type	Honda/VTR250F	Today's Rank	5 / 8	
		Today's Top Time	1'05.657	122.985 km/h

No	5 (Driver1)	Best Time		km/h
Name	田中 一之	Total Time		Laps
Team	Moto Blue & Xenoway & 之の会	Average Lap Time		
Type	Honda/VTR250F	Today's Rank		
		Today's Top Time		km/h

Lap	Passing Time	Lap Time	Sec1	Sec2	Sec3	km/h
			54.831	30.568		
1.	1'25.399 Pit					
2.	3'15.006	1'49.607 (22)	1'28.823	20.784		
3.	4'26.813	1'11.807 (19)	50.776	21.031		
4.	5'37.922	1'11.109 (15)	50.440	20.669		
5.	6'50.343	1'12.421 (21)	51.505	20.916		
6.	8'01.882	1'11.539 (18)	50.695	20.844		
7.	9'13.878	1'11.996 (20)	50.829	21.167		
8.	10'25.018	1'11.140 (16)	50.463	20.677		
9.	11'35.144	1'10.126 (12)	49.688	20.438		
10.	12'46.590	1'11.446 (17)	50.616	20.830		
11.	13'57.079	1'10.489 (14)	50.095	20.394		
12.	15'07.009	1'09.930 (11)	49.574	20.356		
13.	16'16.598	1'09.589 (9)	49.289	20.300		
14.	17'26.967	1'10.369 (13)	50.076	20.293		
15.	18'36.129	1'09.162 (8)	49.047	20.115		
16.	19'45.196	1'09.067 (7)	48.982	20.085		
17.	20'54.191	1'08.995 (5)	48.912	20.083		
18.	22'02.942	1'08.751 (2)	48.757	19.994		
19.	23'11.871	1'08.929 (4)	48.806	20.123		
20.	24'20.654	1'08.783 (3)	48.907	19.876		
21.	25'29.205	B 1'08.551 (1)	48.803	19.748		
22.	26'38.815	1'09.610 (10)	49.685	19.925		
23.	27'47.812	1'08.997 (6)	48.967	20.030		




MFJ承認競技会
FUN&RUN! 2-Wheels



2023 FUN&RUN 2-Wheels (鈴鹿サーキット東コース)

NEO STANDARD_CBR250R/VTR250 決勝 レース

2023 / 6 / 17 :

 **SUZUKA CIRCUIT**
East Course(2,243m)

個別ラップ表

Weather :Fine
Track :Dry

No	24	Best Time	1'10.213	115.004 km/h
Name	谷口世/谷口一	Total Time	27'59.514	22 Laps
Team	T.garage with SUZUKA R&D	Average Lap Time	1'16.502	
Type	Honda/VTR250	Today's Rank	6 / 8	
		Today's Top Time	1'05.657	122.985 km/h

No	24 (Driver1)	Best Time		km/h
Name	谷口 世尉	Total Time		Laps
Team	T.garage with SUZUKA R&D	Average Lap Time		
Type	Honda/VTR250	Today's Rank		
		Today's Top Time		km/h

No	24 (Driver2)	Best Time		km/h
Name	谷口 一洋	Total Time		Laps
Team	T.garage with SUZUKA R&D	Average Lap Time		
Type	Honda/VTR250	Today's Rank		
		Today's Top Time		km/h

Lap	Passing Time	Lap Time	Sec1	Sec2	Sec3	km/h	Driver No
			52.265	20.704			0
1.	1'12.969						0
2.	2'24.344	1'11.375 (11)	50.689	20.686			0
3.	3'35.484	1'11.140 (8)	50.542	20.598			0
4.	4'46.857	1'11.373 (10)	50.678	20.695			0
5.	5'57.829	1'10.972 (6)	50.371	20.601			0
6.	7'09.583	1'11.754 (14)	50.739	21.015			0
7.	8'20.401	1'10.818 (3)	50.230	20.588			0
8.	9'31.784	1'11.383 (12)	50.450	20.933			0
9.	10'42.640	1'10.856 (4)	49.915	20.941			0
10.	11'53.412	1'10.772 (2)	50.358	20.414			0
11.	13'04.566	1'11.154 (9)	50.481	20.673			0
12.	14'15.623	1'11.057 (7)	50.228	20.829			0
13.	15'25.836	B 1'10.213 (1)	49.883	20.330			0
14.	16'36.728	1'10.892 (5)	50.108	20.784			0
15.	17'48.420	1'11.692 (13)	50.611	21.081			0
16.	19'07.953	1'19.533 (15)	50.978	28.555			0
17.	21'07.133	Pit 1'59.180 (21)	1'34.439	24.741			0
18.	22'33.173	1'26.040 (20)	1'02.216	23.824			0
19.	23'55.771	1'22.598 (19)	58.492	24.106			0
20.	25'16.882	1'21.111 (17)	57.465	23.646			0
21.	26'37.613	1'20.731 (16)	57.091	23.640			0
22.	27'59.514	1'21.901 (18)	57.608	24.293			0




MFJ承認競技会
FUN&RUN! 2-Wheels



2023 FUN&RUN 2-Wheels (鈴鹿サーキット東コース)

NEO STANDARD_CBR250R/VTR250 決勝 レース

2023 / 6 / 17 :

 **SUZUKA CIRCUIT**
East Course(2,243m)

個別ラップ表

Weather :Fine
Track :Dry

No	56	Best Time	1'05.657	122.985 km/h
Name	上平	Total Time	27'47.816	24 Laps
Team	SUZUKA R&D	Average Lap Time	1'09.582	
Type	Honda/VTR250	Today's Rank	1 / 8	
		Today's Top Time	1'05.657	122.985 km/h

No	56 (Driver1)	Best Time		km/h
Name	上平 真	Total Time		Laps
Team	SUZUKA R&D	Average Lap Time		
Type	Honda/VTR250	Today's Rank		
		Today's Top Time		km/h

Lap	Passing Time	Lap Time	Sec1	Sec2	Sec3	km/h
			47.775	19.652		
1.	1'07.427					
2.	2'14.941	1'07.514 (15)	47.955	19.559		
3.	3'22.521	1'07.580 (16)	48.077	19.503		
4.	4'30.332	1'07.811 (18)	47.994	19.817		
5.	5'38.291	1'07.959 (19)	48.260	19.699		
6.	6'46.037	1'07.746 (17)	48.017	19.729		
7.	7'53.128	1'07.091 (12)	47.593	19.498		
8.	9'00.288	1'07.160 (13)	47.725	19.435		
9.	10'07.725	1'07.437 (14)	47.895	19.542		
10.	11'14.342	1'06.617 (6)	47.297	19.320		
11.	12'27.369	1'13.027 (21)	47.362	25.665		
		Pit				
12.	14'03.361	1'35.992 (23)	1'16.555	19.437		
13.	15'10.323	1'06.962 (11)	47.450	19.512		
14.	16'17.094	1'06.771 (10)	47.473	19.298		
15.	17'29.643	1'12.549 (20)	47.735	24.814		
		Pit				
16.	18'57.319	1'27.676 (22)	1'08.312	19.364		
17.	20'04.034	1'06.715 (8)	47.443	19.272		
18.	21'10.782	1'06.748 (9)	47.378	19.370		
19.	22'17.472	1'06.690 (7)	47.394	19.296		
20.	23'23.698	1'06.226 (3)	46.867	19.359		
21.	24'29.969	1'06.271 (4)	47.181	19.090		
22.	25'36.352	1'06.383 (5)	47.274	19.109		
23.	26'42.159	1'05.807 (2)	46.814	18.993		
24.	27'47.816	B 1'05.657 (1)	46.642	19.015		




MFJ承認競技会
FUN&RUN! 2-Wheels



2023 FUN&RUN 2-Wheels (鈴鹿サーキット東コース)

NEO STANDARD_CBR250R/VTR250 決勝 レース

2023 / 6 / 17 :

 SUZUKA CIRCUIT
East Course(2,243m)

個別ラップ表

Weather :Fine
Track :Dry

No	65	Best Time	1'06.206	121.965 km/h
Name	高橋	Total Time	27'26.105	24 Laps
Team	チームヨシハルwith鈴鹿R&D	Average Lap Time	1'08.579	
Type	Honda/VTR250	Today's Rank	3 / 8	
		Today's Top Time	1'05.657	122.985 km/h

No	65 (Driver1)	Best Time	km/h
Name	高橋 潤	Total Time	Laps
Team	チームヨシハルwith鈴鹿R&D	Average Lap Time	
Type	Honda/VTR250	Today's Rank	
		Today's Top Time	km/h

Lap	Passing Time	Lap Time	Sec1	Sec2	Sec3	km/h
			48.984	19.783		
1.	1'08.767					
2.	2'15.893	1'07.126 (14)	47.573	19.553		
3.	3'23.032	1'07.139 (16)	47.623	19.516		
4.	4'30.524	1'07.492 (19)	47.858	19.634		
5.	5'38.005	1'07.481 (18)	47.586	19.895		
6.	6'45.933	1'07.928 (21)	48.085	19.843		
7.	7'53.569	1'07.636 (20)	48.046	19.590		
8.	9'00.722	1'07.153 (17)	47.730	19.423		
9.	10'07.686	1'06.964 (11)	47.236	19.728		
10.	11'22.298	1'14.612 (22)	47.869	26.743		
		Pit				
11.	12'58.417	1'36.119 (23)	1'16.306	19.813		
12.	14'05.042	1'06.625 (4)	47.297	19.328		
13.	15'11.301	1'06.259 (2)	46.991	19.268		
14.	16'17.507	B 1'06.206 (1)	46.841	19.365		
15.	17'24.618	1'07.111 (13)	47.585	19.526		
16.	18'31.386	1'06.768 (8)	47.209	19.559		
17.	19'38.287	1'06.901 (9)	47.504	19.397		
18.	20'44.887	1'06.600 (3)	47.244	19.356		
19.	21'51.615	1'06.728 (6)	47.216	19.512		
20.	22'58.303	1'06.688 (5)	47.171	19.517		
21.	24'05.046	1'06.743 (7)	47.256	19.487		
22.	25'12.177	1'07.131 (15)	47.490	19.641		
23.	26'19.116	1'06.939 (10)	47.299	19.640		
24.	27'26.105	1'06.989 (12)	47.502	19.487		




MFJ承認競技会
FUN&RUN! 2-Wheels



2023 FUN&RUN 2-Wheels (鈴鹿サーキット東コース)

NEO STANDARD_CBR250R/VTR250 決勝 レース

2023 / 6 / 17 :

 **SUZUKA CIRCUIT**
East Course(2,243m)

個別ラップ表

Weather :Fine
Track :Dry

No	72	Best Time	1'06.018	122.312 km/h
Name	樋口	Total Time	27'26.638	24 Laps
Team	久保村モーター-SUZUKA R&D	Average Lap Time	1'08.584	
Type	Honda/VTR250	Today's Rank	2 / 8	
		Today's Top Time	1'05.657	122.985 km/h

No	72 (Driver1)	Best Time	km/h
Name	樋口 圭祐	Total Time	Laps
Team	久保村モーター-SUZUKA R&D	Average Lap Time	
Type	Honda/VTR250	Today's Rank	
		Today's Top Time	km/h

Lap	Passing Time	Lap Time	Sec1	Sec2	Sec3	km/h
			49.202	19.994		
1.	1'09.196					
2.	2'16.255	1'07.059 (13)	47.529	19.530		
3.	3'23.285	1'07.030 (12)	47.520	19.510		
4.	4'30.799	1'07.514 (19)	47.879	19.635		
5.	5'38.176	1'07.377 (18)	47.679	19.698		
6.	6'46.279	1'08.103 (21)	48.430	19.673		
7.	7'54.033	1'07.754 (20)	48.107	19.647		
8.	9'01.212	1'07.179 (16)	47.648	19.531		
9.	10'07.888	1'06.676 (5)	47.298	19.378		
10.	11'23.146	1'15.258 (22)	48.059	27.199		
		Pit				
11.	12'59.429	1'36.283 (23)	1'17.063	19.220		
12.	14'05.780	1'06.351 (3)	46.910	19.441		
13.	15'11.798	B 1'06.018 (1)	46.693	19.325		
14.	16'17.972	1'06.174 (2)	46.649	19.525		
15.	17'25.073	1'07.101 (15)	47.371	19.730		
16.	18'31.778	1'06.705 (7)	47.132	19.573		
17.	19'38.632	1'06.705 (7)	47.132	19.573		
18.	20'45.382	1'06.854 (10)	47.412	19.442		
19.	21'51.939	1'06.750 (9)	47.266	19.484		
20.	22'58.679	1'06.557 (4)	47.101	19.456		
21.	24'05.362	1'06.740 (8)	47.257	19.483		
22.	25'12.424	1'06.683 (6)	47.220	19.463		
23.	26'19.368	1'07.062 (14)	47.695	19.367		
24.	27'26.638	1'06.944 (11)	47.343	19.601		
		1'07.270 (17)	47.644	19.626		




MFJ承認競技会
FUN&RUN! 2-Wheels



2023 FUN&RUN 2-Wheels (鈴鹿サーキット東コース)

NEO STANDARD_CBR250R/VTR250 決勝 レース

2023 / 6 / 17 :

 **SUZUKA CIRCUIT**
East Course(2,243m)

個別ラップ表

Weather :Fine
Track :Dry

No	98	Best Time	1'07.577	119.490 km/h
Name	久家	Total Time	27'01.827	23 Laps
Team	SUZUKA R&D	Average Lap Time	1'10.495	
Type	Honda/VTR250	Today's Rank	4 / 8	
		Today's Top Time	1'05.657	122.985 km/h

No	98 (Driver1)	Best Time		km/h
Name	久家 侑	Total Time		Laps
Team	SUZUKA R&D	Average Lap Time		
Type	Honda/VTR250	Today's Rank		
		Today's Top Time		km/h

Lap	Passing Time	Lap Time	Sec1	Sec2	Sec3	km/h
			50.863	20.075		
1.	1'10.938					
2.	2'20.488	1'09.550 (20)	49.399	20.151		
3.	3'29.425	1'08.937 (14)	48.958	19.979		
4.	4'38.847	1'09.422 (19)	49.226	20.196		
5.	5'47.608	1'08.761 (12)	48.654	20.107		
6.	6'56.332	1'08.724 (11)	48.637	20.087		
7.	8'04.907	1'08.724 (11)	48.637	20.087		
8.	9'14.059	1'08.575 (8)	48.581	19.994		
9.	10'23.402	1'09.152 (16)	48.429	20.723		
10.	11'31.277	1'09.343 (17)	49.448	19.895		
11.	12'46.212	1'07.875 (2)	48.069	19.806		
12.	14'28.224	1'14.935 (21)	48.756	26.179		
13.	15'37.200	Pit				
14.	16'45.672	1'42.012 (22)	1'22.046	19.966		
15.	17'53.249	1'08.976 (15)	49.112	19.864		
16.	19'02.172	1'08.472 (7)	48.402	20.070		
17.	20'10.471	B 1'07.577 (1)	47.889	19.688		
18.	21'18.728	1'08.923 (13)	48.311	20.612		
19.	22'28.104	1'08.299 (6)	48.533	19.766		
20.	23'36.195	1'08.257 (4)	48.350	19.907		
21.	24'44.487	1'08.257 (4)	48.350	19.907		
22.	25'53.202	1'09.376 (18)	49.135	20.241		
23.	27'01.827	1'08.091 (3)	48.069	20.022		
		1'08.292 (5)	48.238	20.054		
		1'08.715 (10)	48.519	20.196		
		1'08.625 (9)	48.345	20.280		



MFJ承認競技会
FUN&RUN! 2-Wheels



2023 FUN&RUN 2-Wheels (鈴鹿サーキット東コース)

NEO STANDARD_CBR250R/VTR250 決勝 レース

2023 / 6 / 17 :

 SUZUKA CIRCUIT
East Course(2,243m)

個別ラップ表

Weather :Fine
Track :Dry

No	723	Best Time	1'10.288	114.882 km/h
Name	浅沼	Total Time	27'01.662	22 Laps
Team	チーム・ヨシハル with Suzuka R&D	Average Lap Time	1'13.672	
Type	Honda/VTR250R	Today's Rank	7 / 8	
		Today's Top Time	1'05.657	122.985 km/h

No	723 (Driver1)	Best Time		km/h
Name	浅沼 鉄也	Total Time		Laps
Team	チーム・ヨシハル with Suzuka R&D	Average Lap Time		
Type	Honda/VTR250R	Today's Rank		
		Today's Top Time		km/h

Lap	Passing Time	Lap Time	Sec1	Sec2	Sec3	km/h
1.	1'14.533		53.485	21.048		
2.	2'25.370	1'10.837 (4)	50.238	20.599		
3.	3'36.347	1'10.977 (5)	50.438	20.539		
4.	4'47.748	1'11.401 (14)	50.772	20.629		
5.	5'58.824	1'11.076 (9)	50.303	20.773		
6.	7'09.935	1'11.111 (12)	50.317	20.794		
7.	8'21.020	1'11.085 (11)	50.380	20.705		
8.	9'32.048	1'11.028 (6)	50.313	20.715		
9.	10'43.089	1'11.041 (7)	50.378	20.663		
10.	11'53.886	1'10.797 (3)	50.290	20.507		
11.	13'04.956	1'11.070 (8)	50.522	20.548		
12.	14'15.694	1'10.738 (2)	50.120	20.618		
13.	15'34.766	1'19.072 (20)	50.525	28.547		
14.	17'27.714	1'52.948 (21)	1'32.282	20.666		
15.	18'38.002	B 1'10.288 (1)	49.697	20.591		
16.	19'49.080	1'11.078 (10)	50.269	20.809		
17.	21'01.831	1'12.751 (19)	52.091	20.660		
18.	22'13.448	1'11.617 (15)	50.702	20.915		
19.	23'25.192	1'11.744 (16)	50.763	20.981		
20.	24'37.849	1'12.657 (18)	51.360	21.297		
21.	25'50.288	1'12.439 (17)	51.266	21.173		
22.	27'01.662	1'11.374 (13)	50.512	20.862		




MFJ承認競技会
FUN&RUN! 2-Wheels



2023 FUN&RUN 2-Wheels (鈴鹿サーキット東コース)

NEO STANDARD_CBR250R/VTR250 決勝 レース

2023 / 6 / 17 :

 **SUZUKA CIRCUIT**
East Course(2,243m)

個別ラップ表

Weather :Fine
Track :Dry

No	8	Best Time	1'11.423	113.056 km/h
Name	藤原	Total Time	27'17.429	22 Laps
Team	K&T with Moose Raing Factory	Average Lap Time	1'14.364	
Type	Honda/CBR250R	Today's Rank	10 / 10	
		Today's Top Time	1'04.023	126.123 km/h

No	8 (Driver1)	Best Time		km/h
Name	藤原 博	Total Time		Laps
Team	K&T with Moose Raing Factory	Average Lap Time		
Type	Honda/CBR250R	Today's Rank		
		Today's Top Time		km/h

Lap	Passing Time	Lap Time	Sec1	Sec2	Sec3	km/h
			55.084	20.698		
1.	1'15.782					
2.	2'28.533	1'12.751 (18)	52.124	20.627		
3.	3'40.850	1'12.317 (8)	51.931	20.386		
4.	4'53.297	1'12.447 (13)	51.981	20.466		
5.	6'06.350	1'13.053 (19)	52.440	20.613		
6.	7'19.019	1'12.669 (16)	51.889	20.780		
7.	8'31.746	1'12.727 (17)	52.232	20.495		
8.	9'55.015	1'23.269 (20)	52.146	31.123		
9.	11'40.215	1'45.200 (21)	1'24.571	20.629		
10.	12'52.681	1'12.466 (14)	52.222	20.244		
11.	14'05.101	1'12.420 (12)	52.076	20.344		
12.	15'16.524	B 1'11.423 (1)	51.150	20.273		
13.	16'29.126	1'12.602 (15)	52.225	20.377		
14.	17'41.473	1'12.347 (9)	52.024	20.323		
15.	18'53.861	1'12.388 (10)	52.140	20.248		
16.	20'05.798	1'11.937 (6)	51.740	20.197		
17.	21'17.593	1'11.795 (3)	51.514	20.281		
18.	22'29.985	1'12.392 (11)	51.843	20.549		
19.	23'41.553	1'11.568 (2)	51.176	20.392		
20.	24'53.692	1'12.139 (7)	51.799	20.340		
21.	26'05.511	1'11.819 (4)	51.628	20.191		
22.	27'17.429	1'11.918 (5)	51.813	20.105		




MFJ承認競技会
FUN&RUN! 2-Wheels



2023 FUN&RUN 2-Wheels (鈴鹿サーキット東コース)

NEO STANDARD_CBR250R/VTR250 決勝 レース

2023 / 6 / 17 :

 **SUZUKA CIRCUIT**
East Course(2,243m)

個別ラップ表

Weather :Fine
Track :Dry

No	14	Best Time	1'09.213	116.666 km/h
Name	松田/橋本	Total Time	27'17.972	22 Laps
Team	Club BATTLE	Average Lap Time	1'14.449	
Type	Honda/CBR250R	Today's Rank	9 / 10	
		Today's Top Time	1'04.023	126.123 km/h

No	14 (Driver1)	Best Time	km/h
Name	松田 善隆	Total Time	Laps
Team	Club BATTLE	Average Lap Time	
Type	Honda/CBR250R	Today's Rank	
		Today's Top Time	km/h

No	14 (Driver2)	Best Time	km/h
Name	橋本 隆司	Total Time	Laps
Team	Club BATTLE	Average Lap Time	
Type	Honda/CBR250R	Today's Rank	
		Today's Top Time	km/h

Lap	Passing Time	Lap Time	Sec1	Sec2	Sec3	km/h	Driver No
1.	1'14.532		53.368	21.164			0
2.	2'26.589	1'12.057 (12)	51.115	20.942			0
3.	3'38.459	1'11.870 (10)	50.943	20.927			0
4.	4'50.597	1'12.138 (13)	51.138	21.000			0
5.	6'03.241	1'12.644 (15)	51.508	21.136			0
6.	7'15.435	1'12.194 (14)	51.478	20.716			0
7.	8'27.226	1'11.791 (9)	50.879	20.912			0
8.	9'39.225	1'11.999 (11)	51.149	20.850			0
9.	10'52.908	1'13.683 (18)	52.438	21.245			0
10.	12'05.910	1'13.002 (16)	51.820	21.182			0
11.	13'19.082	1'13.172 (17)	51.713	21.459			0
12.	14'34.473	1'15.391 (19)	53.524	21.867			0
13.	16'03.185	Pit 1'28.712 (20)	54.688	34.024			0
14.	18'01.771	1'58.586 (21)	1'37.818	20.768			0
15.	19'11.429	1'09.658 (6)	49.570	20.088			0
16.	20'20.738	1'09.309 (3)	49.150	20.159			0
17.	21'30.850	1'10.112 (8)	49.576	20.536			0
18.	22'40.102	1'09.252 (2)	49.205	20.047			0
19.	23'49.454	1'09.352 (4)	49.293	20.059			0
20.	24'59.066	1'09.612 (5)	49.298	20.314			0
21.	26'08.279	B 1'09.213 (1)	49.033	20.180			0
22.	27'17.972	1'09.693 (7)	49.225	20.468			0



MFJ承認競技会
FUN&RUN! 2-Wheels



2023 FUN&RUN 2-Wheels (鈴鹿サーキット東コース)

NEO STANDARD_CBR250R/VTR250 決勝 レース

2023 / 6 / 17 :

SUZUKA CIRCUIT
East Course(2,243m)

個別ラップ表

Weather :Fine
Track :Dry

No	17	Best Time	1'08.523	117.841 km/h
Name	河上/後呂	Total Time	27'18.269	23 Laps
Team	teamごろごろ+NOAH ManagementService	Average Lap Time	1'11.339	
Type	Honda/CBR250R	Today's Rank	7 / 10	
		Today's Top Time	1'04.023	126.123 km/h

No	17 (Driver1)	Best Time		km/h
Name	河上 徹弥	Total Time		Laps
Team	teamごろごろ+NOAH ManagementService	Average Lap Time		
Type	Honda/CBR250R	Today's Rank		
		Today's Top Time		km/h

No	17 (Driver2)	Best Time		km/h
Name	後呂 好員	Total Time		Laps
Team	teamごろごろ+NOAH ManagementService	Average Lap Time		
Type	Honda/CBR250R	Today's Rank		
		Today's Top Time		km/h

Lap	Passing Time	Lap Time	Sec1	Sec2	Sec3	km/h	Driver No
			48.891	19.911			0
1.	1'08.802						0
2.	2'17.865	1'09.063 (7)	49.120	19.943			0
3.	3'26.505	1'08.640 (3)	48.714	19.926			0
4.	4'35.999	1'09.494 (11)	49.445	20.049			0
5.	5'45.762	1'09.763 (16)	49.555	20.208			0
6.	6'55.297	1'09.535 (12)	49.181	20.354			0
7.	8'04.084	1'08.787 (5)	49.033	19.754			0
8.	9'12.809	1'08.725 (4)	48.651	20.074			0
9.	10'21.355	1'08.546 (2)	48.640	19.906			0
10.	11'29.878	B 1'08.523 (1)	48.773	19.750			0
11.	12'38.722	1'08.844 (6)	48.996	19.848			0
12.	13'53.840	Pit 1'15.118 (21)	49.338	25.780			0
13.	15'39.622	1'45.782 (22)	1'25.421	20.361			0
14.	16'49.715	1'10.093 (17)	49.763	20.330			0
15.	18'00.187	1'10.472 (19)	49.983	20.489			0
16.	19'09.857	1'09.670 (14)	49.566	20.104			0
17.	20'19.469	1'09.612 (13)	49.608	20.004			0
18.	21'28.882	1'09.413 (9)	49.462	19.951			0
19.	22'38.359	1'09.477 (10)	49.336	20.141			0
20.	23'48.904	1'10.545 (20)	50.321	20.224			0
21.	24'58.612	1'09.708 (15)	49.568	20.140			0
22.	26'08.869	1'10.257 (18)	49.691	20.566			0
23.	27'18.269	1'09.400 (8)	49.040	20.360			0




MFJ承認競技会
FUN&RUN! 2-Wheels



2023 FUN&RUN 2-Wheels (鈴鹿サーキット東コース)

NEO STANDARD_CBR250R/VTR250 決勝 レース

2023 / 6 / 17 :

 SUZUKA CIRCUIT
East Course(2,243m)

個別ラップ表

Weather :Fine
Track :Dry

No	19	Best Time	1'08.658	117.609 km/h
Name	原	Total Time	27'46.853	23 Laps
Team	オートサービス印南+オヤジーズ*	Average Lap Time	1'11.996	
Type	Honda/CBR250R	Today's Rank	8 / 10	
		Today's Top Time	1'04.023	126.123 km/h

No	19 (Driver1)	Best Time	km/h
Name	原 茂	Total Time	Laps
Team	オートサービス印南+オヤジーズ*	Average Lap Time	
Type	Honda/CBR250R	Today's Rank	
		Today's Top Time	km/h

Lap	Passing Time	Lap Time	Sec1	Sec2	Sec3	km/h
			1'01.772	21.156		
1.	1'22.928					
2.	2'35.233	1'12.305 (20)	51.582	20.723		
3.	3'47.172	1'11.939 (19)	51.574	20.365		
4.	4'58.394	1'11.222 (18)	50.886	20.336		
5.	6'09.000	1'10.606 (16)	50.505	20.101		
6.	7'19.215	1'10.215 (14)	50.328	19.887		
7.	8'29.203	1'09.988 (12)	49.838	20.150		
8.	9'39.242	1'10.039 (13)	49.717	20.322		
9.	10'50.073	1'10.831 (17)	50.855	19.976		
10.	12'08.136	1'18.063 (21)	50.608	27.455		
		Pit				
11.	13'54.892	1'46.756 (22)	1'26.398	20.358		
12.	15'05.191	1'10.299 (15)	50.404	19.895		
13.	16'14.812	1'09.621 (10)	49.364	20.257		
14.	17'24.524	1'09.712 (11)	49.788	19.924		
15.	18'33.439	1'08.915 (2)	49.068	19.847		
16.	19'42.097	B 1'08.658 (1)	48.816	19.842		
17.	20'51.447	1'09.350 (7)	49.463	19.887		
18.	22'00.575	1'09.128 (5)	49.505	19.623		
19.	23'09.686	1'09.111 (4)	49.209	19.902		
20.	24'18.771	1'09.085 (3)	49.443	19.642		
21.	25'28.093	1'09.322 (6)	49.535	19.787		
22.	26'37.449	1'09.356 (8)	49.429	19.927		
23.	27'46.853	1'09.404 (9)	49.430	19.974		




MFJ承認競技会
FUN&RUN! 2-Wheels



2023 FUN&RUN 2-Wheels (鈴鹿サーキット東コース)

NEO STANDARD_CBR250R/VTR250 決勝 レース

2023 / 6 / 17 :

 SUZUKA CIRCUIT
East Course(2,243m)

個別ラップ表

Weather :Fine
Track :Dry

No	28	Best Time	1'08.453	117.961 km/h
Name	神谷/下垣内	Total Time	27'19.130	23 Laps
Team	J-peach with シンセツRT 2	Average Lap Time	1'11.334	
Type	Honda/CBR250R	Today's Rank	6 / 10	
		Today's Top Time	1'04.023	126.123 km/h

No	28 (Driver1)	Best Time	km/h
Name	神谷 健斗	Total Time	Laps
Team	J-peach with シンセツRT 2	Average Lap Time	
Type	Honda/CBR250R	Today's Rank	
		Today's Top Time	km/h

No	28 (Driver2)	Best Time	km/h
Name	下垣内 浩樹	Total Time	Laps
Team	J-peach with シンセツRT 2	Average Lap Time	
Type	Honda/CBR250R	Today's Rank	
		Today's Top Time	km/h

Lap	Passing Time	Lap Time	Sec1	Sec2	Sec3	km/h	Driver No
1.	1'09.762		49.541	20.221			0
2.	2'18.289	1'08.527 (3)	48.561	19.966			0
3.	3'26.986	1'08.697 (4)	48.846	19.851			0
4.	4'36.186	1'09.200 (8)	49.149	20.051			0
5.	5'44.663	1'08.477 (2)	48.738	19.739			0
6.	6'53.596	1'08.933 (7)	49.251	19.682			0
7.	8'02.868	1'09.272 (9)	49.417	19.855			0
8.	9'11.579	1'08.711 (5)	48.973	19.738			0
9.	10'20.032	B 1'08.453 (1)	48.802	19.651			0
10.	11'28.763	1'08.731 (6)	48.940	19.791			0
11.	12'38.199	1'09.436 (12)	49.497	19.939			0
12.	13'54.796	Pit 1'16.597 (21)	50.362	26.235			0
13.	15'39.908	1'45.112 (22)	1'24.734	20.378			0
14.	16'49.498	1'09.590 (14)	49.301	20.289			0
15.	18'00.034	1'10.536 (20)	50.059	20.477			0
16.	19'10.377	1'10.343 (18)	50.297	20.046			0
17.	20'20.219	1'09.842 (15)	49.760	20.082			0
18.	21'30.504	1'10.285 (17)	49.901	20.384			0
19.	22'40.850	1'10.346 (19)	50.107	20.239			0
20.	23'50.843	1'09.993 (16)	49.934	20.059			0
21.	25'00.273	1'09.430 (11)	49.373	20.057			0
22.	26'09.834	1'09.561 (13)	49.596	19.965			0
23.	27'19.130	1'09.296 (10)	49.139	20.157			0




MFJ承認競技会
FUN&RUN! 2-Wheels



2023 FUN&RUN 2-Wheels (鈴鹿サーキット東コース)

NEO STANDARD_CBR250R/VTR250 決勝 レース

2023 / 6 / 17 :

 **SUZUKA CIRCUIT**
East Course(2,243m)

個別ラップ表

Weather :Fine
Track :Dry

No	29	Best Time	1'06.572	121.294 km/h
Name	原田/長瀬	Total Time	26'45.781	23 Laps
Team	J-peach with シンセツRT	Average Lap Time	1'09.746	
Type	Honda/CBR250R	Today's Rank	4 / 10	
		Today's Top Time	1'04.023	126.123 km/h

No	29 (Driver1)	Best Time		km/h
Name	原田 晃好	Total Time		Laps
Team	J-peach with シンセツRT	Average Lap Time		
Type	Honda/CBR250R	Today's Rank		
		Today's Top Time		km/h

No	29 (Driver2)	Best Time		km/h
Name	長瀬 拓海	Total Time		Laps
Team	J-peach with シンセツRT	Average Lap Time		
Type	Honda/CBR250R	Today's Rank		
		Today's Top Time		km/h

Lap	Passing Time	Lap Time	Sec1	Sec2	Sec3	km/h	Driver No
			51.235	20.124			0
1.	1'11.359						0
2.	2'20.871	1'09.512 (20)	49.181	20.331			0
3.	3'29.713	1'08.842 (18)	48.820	20.022			0
4.	4'37.614	1'07.901 (11)	48.358	19.543			0
5.	5'45.848	1'08.234 (16)	48.208	20.026			0
6.	6'54.755	1'08.907 (19)	49.187	19.720			0
7.	8'02.927	1'08.172 (14)	48.400	19.772			0
8.	9'11.077	1'08.150 (13)	48.436	19.714			0
9.	10'19.286	1'08.209 (15)	48.491	19.718			0
10.	11'27.232	1'07.946 (12)	48.286	19.660			0
11.	12'35.789	1'08.557 (17)	48.675	19.882			0
12.	13'53.441	1'17.652 (21)	49.255	28.397			0
		Pit					
13.	15'36.219	1'42.778 (22)	1'23.377	19.401			0
14.	16'43.947	1'07.728 (10)	48.190	19.538			0
15.	17'50.519	B 1'06.572 (1)	47.417	19.155			0
16.	18'57.505	1'06.986 (7)	47.713	19.273			0
17.	20'04.293	1'06.788 (5)	47.492	19.296			0
18.	21'11.058	1'06.765 (3)	47.333	19.432			0
19.	22'17.664	1'06.606 (2)	47.354	19.252			0
20.	23'25.151	1'07.487 (9)	47.041	20.446			0
21.	24'32.212	1'07.061 (8)	47.606	19.455			0
22.	25'38.988	1'06.776 (4)	47.668	19.108			0
23.	26'45.781	1'06.793 (6)	47.519	19.274			0




MFJ承認競技会
FUN&RUN! 2-Wheels



2023 FUN&RUN 2-Wheels (鈴鹿サーキット東コース)

NEO STANDARD_CBR250R/VTR250 決勝 レース

2023 / 6 / 17 :

 **SUZUKA CIRCUIT**
East Course(2,243m)

個別ラップ表

Weather :Fine
Track :Dry

No	32	Best Time	1'05.121	123.997 km/h
Name	金田	Total Time	26'48.329	24 Laps
Team	Tw'sracing&KIKSいわにし接骨院	Average Lap Time	1'07.110	
Type	Honda/CBR250R	Today's Rank	3 / 10	
		Today's Top Time	1'04.023	126.123 km/h

No	32 (Driver1)	Best Time		km/h
Name	金田 博行	Total Time		Laps
Team	Tw'sracing&KIKSいわにし接骨院	Average Lap Time		
Type	Honda/CBR250R	Today's Rank		
		Today's Top Time		km/h

Lap	Passing Time	Lap Time	Sec1	Sec2	Sec3	km/h
			45.683	19.095		
1.	1'04.778					
2.	2'10.283	1'05.505 (7)	46.732	18.773		
3.	3'16.002	1'05.719 (14)	46.665	19.054		
4.	4'21.536	1'05.534 (10)	46.678	18.856		
5.	5'26.657	B 1'05.121 (1)	46.398	18.723		
6.	6'32.001	1'05.344 (3)	46.481	18.863		
7.	7'37.552	1'05.551 (11)	46.608	18.943		
8.	8'42.939	1'05.387 (4)	46.466	18.921		
9.	9'48.382	1'05.443 (5)	46.410	19.033		
10.	10'53.592	1'05.210 (2)	46.279	18.931		
11.	11'59.050	1'05.458 (6)	46.522	18.936		
12.	13'05.036	1'05.986 (19)	46.658	19.328		
13.	14'10.866	1'05.830 (16)	46.740	19.090		
14.	15'21.795	1'10.929 (22)	46.933	23.996		
15.	16'56.159	Pit				
16.	18'02.439	1'34.364 (23)	1'15.246	19.118		
17.	19'08.037	1'06.280 (21)	47.083	19.197		
18.	20'13.559	1'05.598 (12)	46.608	18.990		
19.	21'19.077	1'05.522 (9)	46.589	18.933		
20.	22'24.725	1'05.518 (8)	46.666	18.852		
21.	23'30.444	1'05.648 (13)	46.567	19.081		
22.	24'36.611	1'05.719 (14)	46.633	19.086		
23.	25'42.450	1'06.167 (20)	46.708	19.459		
24.	26'48.329	1'05.839 (17)	46.706	19.133		
		1'05.879 (18)	46.869	19.010		




MFJ承認競技会
FUN&RUN! 2-Wheels



2023 FUN&RUN 2-Wheels (鈴鹿サーキット東コース)

NEO STANDARD_CBR250R/VTR250 決勝 レース

2023 / 6 / 17 :

 **SUZUKA CIRCUIT**
East Course(2,243m)

個別ラップ表

Weather :Fine
Track :Dry

No	88	Best Time	1'04.023	126.123 km/h
Name	奥田/竹田	Total Time	27'28.950	24 Laps
Team	YTR+No Limit	Average Lap Time	1'08.799	
Type	Honda/CBR250R	Today's Rank	1 / 10	
		Today's Top Time	1'04.023	126.123 km/h

No	88 (Driver1)	Best Time		km/h
Name	奥田 勇人	Total Time		Laps
Team	YTR+No Limit	Average Lap Time		
Type	Honda/CBR250R	Today's Rank		
		Today's Top Time		km/h

No	88 (Driver2)	Best Time		km/h
Name	竹田 透	Total Time		Laps
Team	YTR+No Limit	Average Lap Time		
Type	Honda/CBR250R	Today's Rank		
		Today's Top Time		km/h

Lap	Passing Time	Lap Time	Sec1	Sec2	Sec3	km/h	Driver No
			47.357	19.208			0
1.	1'06.565						0
2.	2'13.236	1'06.671 (15)	47.308	19.363			0
3.	3'20.339	1'07.103 (16)	47.704	19.399			0
4.	4'27.484	1'07.145 (17)	47.725	19.420			0
5.	5'35.154	1'07.670 (20)	48.178	19.492			0
6.	6'42.520	1'07.366 (18)	47.876	19.490			0
7.	7'50.188	1'07.668 (19)	48.155	19.513			0
8.	8'56.833	1'06.645 (14)	47.403	19.242			0
9.	10'09.494	1'12.661 (21)	48.011	24.650			0
10.	11'41.928	1'32.434 (22)	1'07.975	24.459			0
11.	13'28.892	1'46.964 (23)	1'28.255	18.709			0
12.	14'34.144	1'05.252 (12)	45.733	19.519			0
13.	15'39.883	1'05.739 (13)	45.973	19.766			0
14.	16'44.361	1'04.478 (7)	45.769	18.709			0
15.	17'48.740	1'04.379 (6)	45.644	18.735			0
16.	18'53.587	1'04.847 (11)	45.457	19.390			0
17.	19'57.927	1'04.340 (5)	45.738	18.602			0
18.	21'02.262	1'04.335 (4)	45.308	19.027			0
19.	22'06.285	B 1'04.023 (1)	45.328	18.695			0
20.	23'10.502	1'04.217 (3)	45.469	18.748			0
21.	24'15.296	1'04.794 (10)	45.958	18.836			0
22.	25'20.029	1'04.733 (8)	45.917	18.816			0
23.	26'24.773	1'04.744 (9)	46.041	18.703			0



MFJ承認競技会
FUN&RUN! 2-Wheels



2023 FUN&RUN 2-Wheels (鈴鹿サーキット東コース)

NEO STANDARD_CBR250R/VTR250 決勝 レース

2023/6/17 :

 SUZUKA CIRCUIT
East Course(2,243m)

個別ラップ表

Weather :Fine
Track :Dry

Lap	Passing Time	Lap Time	Sec1	Sec2	Sec3	km/h	Driver No
24.	27'28.950	1'04.177 (2)	45.519	18.658			0




MFJ承認競技会
FUN&RUN! 2-Wheels



2023 FUN&RUN 2-Wheels (鈴鹿サーキット東コース)

NEO STANDARD_CBR250R/VTR250 決勝 レース

2023 / 6 / 17 :

 SUZUKA CIRCUIT
East Course(2,243m)

個別ラップ表

Weather :Fine
Track :Dry

No	95	Best Time	1'04.203	125.770 km/h
Name	鈴木/福山	Total Time	27'31.640	23 Laps
Team	YTR with Fkworks	Average Lap Time	1'12.125	
Type	Honda/CBR250R	Today's Rank	2 / 10	
		Today's Top Time	1'04.023	126.123 km/h

No	95 (Driver1)	Best Time		km/h
Name	鈴木 克正	Total Time		Laps
Team	YTR with Fkworks	Average Lap Time		
Type	Honda/CBR250R	Today's Rank		
		Today's Top Time		km/h

No	95 (Driver2)	Best Time		km/h
Name	福山 京太	Total Time		Laps
Team	YTR with Fkworks	Average Lap Time		
Type	Honda/CBR250R	Today's Rank		
		Today's Top Time		km/h

Lap	Passing Time	Lap Time	Sec1	Sec2	Sec3	km/h	Driver No
1.	1'04.871		46.212	18.659			0
2.	2'10.076	1'05.205 (7)	46.447	18.758			0
3.	3'15.878	1'05.802 (17)	46.944	18.858			0
4.	4'21.754	1'05.876 (18)	46.957	18.919			0
5.	5'26.806	1'05.052 (5)	46.301	18.751			0
6.	6'32.250	1'05.444 (11)	46.558	18.886			0
7.	7'37.676	1'05.426 (10)	46.510	18.916			0
8.	8'43.063	1'05.387 (8)	46.628	18.759			0
9.	9'47.742	1'04.679 (3)	45.843	18.836			0
10.	10'53.158	1'05.416 (9)	46.627	18.789			0
11.	12'11.210	Pit 1'18.052 (21)	47.794	30.258			0
12.	15'33.027	3'21.817 (22)	3'02.702	19.115			0
13.	16'38.983	1'05.956 (20)	47.030	18.926			0
14.	17'44.626	1'05.643 (15)	46.688	18.955			0
15.	18'50.567	1'05.643 (15)	46.688	18.955			0
16.	19'56.235	1'05.941 (19)	47.025	18.916			0
17.	21'01.834	1'05.668 (16)	46.691	18.977			0
18.	22'06.687	1'05.599 (13)	46.670	18.929			0
19.	23'11.302	1'04.853 (4)	46.184	18.669			0
20.	24'16.777	1'04.615 (2)	45.713	18.902			0
21.	25'20.980	1'05.475 (12)	46.381	19.094			0
22.	26'26.588	B 1'04.203 (1)	45.569	18.634			0
23.	27'31.640	1'05.608 (14)	46.666	18.942			0
		1'05.052 (5)	46.223	18.829			0




MFJ承認競技会
FUN&RUN! 2-Wheels



2023 FUN&RUN 2-Wheels (鈴鹿サーキット東コース)

NEO STANDARD_CBR250R/VTR250 決勝 レース

2023 / 6 / 17 :

 SUZUKA CIRCUIT
East Course(2,243m)

個別ラップ表

Weather :Fine
Track :Dry

No	120	Best Time	1'07.783	119.127 km/h
Name	川端/森田	Total Time	27'41.800	23 Laps
Team	はっぴいえんどプロジェクト	Average Lap Time	1'12.211	
Type	Honda/CBR250R	Today's Rank	5 / 10	
		Today's Top Time	1'04.023	126.123 km/h

No	120 (Driver1)	Best Time		km/h
Name	川端 えり	Total Time		Laps
Team	はっぴいえんどプロジェクト	Average Lap Time		
Type	Honda/CBR250R	Today's Rank		
		Today's Top Time		km/h

No	120 (Driver2)	Best Time		km/h
Name	森田 正治	Total Time		Laps
Team	はっぴいえんどプロジェクト	Average Lap Time		
Type	Honda/CBR250R	Today's Rank		
		Today's Top Time		km/h

Lap	Passing Time	Lap Time	Sec1	Sec2	Sec3	km/h	Driver No
			52.351	20.794			0
1.	1'13.145						0
2.	2'24.610	1'11.465 (18)	50.661	20.804			0
3.	3'35.781	1'11.171 (16)	50.420	20.751			0
4.	4'47.029	1'11.248 (17)	50.639	20.609			0
5.	5'58.184	1'11.155 (15)	50.350	20.805			0
6.	7'09.805	1'11.621 (20)	50.601	21.020			0
7.	8'21.274	1'11.469 (19)	50.778	20.691			0
8.	9'32.327	1'11.053 (14)	50.327	20.726			0
9.	10'51.778	1'19.451 (21)	50.514	28.937			0
		Pit					
10.	12'45.495	1'53.717 (22)	1'33.462	20.255			0
11.	13'55.116	1'09.621 (12)	49.260	20.361			0
12.	15'04.691	1'09.575 (11)	49.704	19.871			0
13.	16'14.208	1'09.517 (10)	49.648	19.869			0
14.	17'24.200	1'09.992 (13)	50.113	19.879			0
15.	18'33.006	1'08.806 (7)	49.014	19.792			0
16.	19'41.389	1'08.383 (2)	48.546	19.837			0
17.	20'50.305	1'08.916 (8)	49.246	19.670			0
18.	21'59.009	1'08.704 (5)	48.994	19.710			0
19.	23'07.649	1'08.640 (3)	48.849	19.791			0
20.	24'16.611	1'08.962 (9)	48.943	20.019			0
21.	25'24.394	B 1'07.783 (1)	48.018	19.765			0
22.	26'33.142	1'08.748 (6)	48.986	19.762			0
23.	27'41.800	1'08.658 (4)	48.853	19.805			0